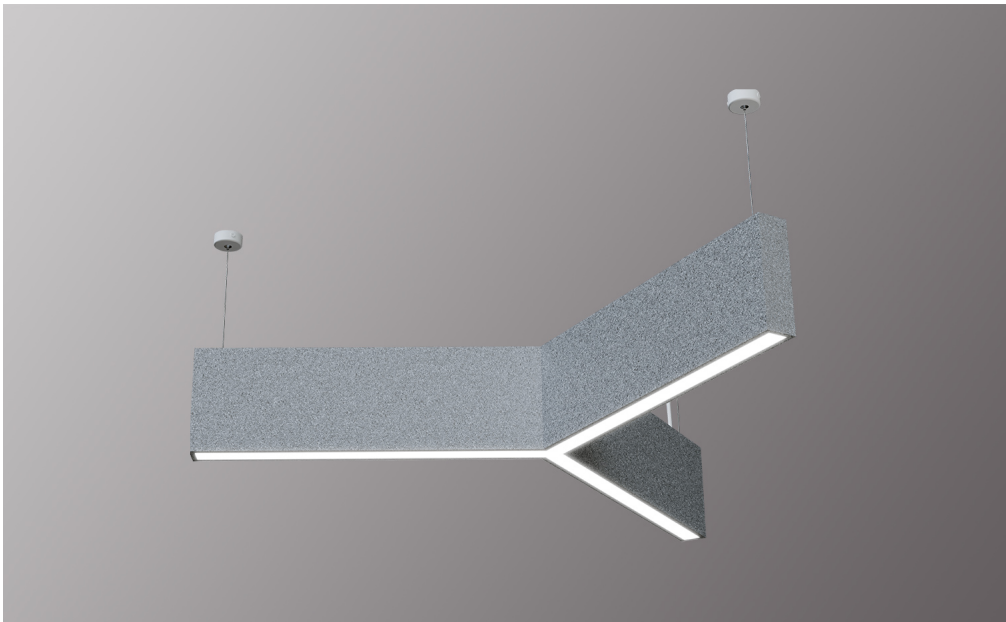


Project:	Type:
	Comments:



▣ Highlights

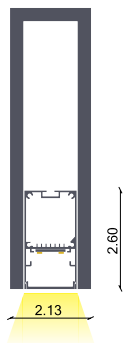
The **TechoLED Acoustic Series** provides an elegant and effective solution for reducing noise and reverberation in large, open spaces. Our luminaires are crafted from high-quality, rigid, acoustically rated materials, ensuring an easy-to-specify and install integrated solution. With a wide range of sizes, form factors, and finishes - from standard colors to faux wood - we offer an acoustic solution to complement every modern interior.

LED: Samsung LED chips, 2700-5000K, tunable white and RGB/W, 90CRI

Optical: Direct & direct/indirect illumination, 115° Beam Angle

Construction: Rigid acoustic material structure, aluminum extrusion mounted inside, PMMA diffuser, acoustic material available in multiple colors/finishes

▣ Cross Section



▣ Installation



Project:	Type:
	Comments:

Configuration Example

Model #	Distribution	Size	Lumen Output	Color Temp.	Voltage	Color
TECHOLED-ASY-D-22-LO-30-U-W	Direct	22.2"x19.7"	Low	3000K	110-277V	White

Ordering Guide:

Select one option from each group below. For a custom preference please contact sales@techoled.com

1-FIXTURE ID		2-DISTRIBUTION		3-SIZE		4-LUMEN OUTPUT	
ASY	Y-Light	D	Direct	22	22.2"x19.7"	LO	Low
		DI	Direct/Indirect	42	42.6"x37.9"	ME	Medium
				63	63.0"x56.1"	HI	High

5-COLOR TEMP.		6-VOLTAGE		7-FINISH		8-ACOUSTIC FELT FINISH	
30	3000K	U	120-277V	W	White	Xxx	See Color Palette
40	4000K	HV	347V	B	Black		
50	5000K			S	Silver		
RGB	RGB			C	Custom (RAL#)		
RGBW	RGBW						
D	Tunable White						

9-MOUNTING		10-DRIVER OPTIONS		11-OPTIONS		12-OPTIONS (CONT.)	
P	Pendant	DM	0-10V Dimming	RF-D	Remote Tunable (RF only)	EM	EM Battery (remote)
		2C	2 Channel	RF-R	Remote RGB/W (RF only)	X	None
		DM1%	1% Dimming	M	Motion Sensor (remote)		
		LT1	LDE1 Lutron 1%	BM	BubblyNet BT Mesh		
		DA	Dali	CS	Casambi		
		DMX	DMX	AWNDR	Lutron Athena Node		
		TR	Triac Dimming	AWNS	Lutron Athena Node sensor		
		RF	RF Wireless	NL-ES7	nLight - Wired		
		X	None	NL-AIR	nLight - AIR		
				NL-M	nLight - Module only		
				X	None		

Project:	Type:
	Comments:

Lumen Output Details

Model #	Size	Output	Color Temp.	Wattage	Lumen Output
TECHOLED-ASY-D-22-LO-30	22.2"x19.7"	Low	3000K	25W	2625Lm
TECHOLED-ASY-D-22-ME-30	22.2"x19.7"	Medium	3000K	40W	4200Lm
TECHOLED-ASY-D-22-HI-30	22.2"x19.7"	High	3000K	60W	6300Lm
TECHOLED-ASY-D-42-LO-30	42.6"x37.9"	Low	3000K	50W	5250Lm
TECHOLED-ASY-D-42-ME-30	42.6"x37.9"	Medium	3000K	80W	8400Lm
TECHOLED-ASY-D-42-HI-30	42.6"x37.9"	High	3000K	120W	12600Lm
TECHOLED-ASY-D-63-LO-30	63"x56.1"	Low	3000K	90W	9450Lm
TECHOLED-ASY-D-63-ME-30	63"x56.1"	Medium	3000K	120W	12600Lm
TECHOLED-ASY-D-63-HI-30	63"x56.1"	High	3000K	180W	18900Lm

Performance above applies to 90 CRI, 3000K. Calculate 96% for 2700K, 104% for 3500K and 109% for 4000K

Model #	Size	Output	Color Temp.	Wattage	Down Lumen Out.	Up Lumen Out.
TECHOLED-ASY-DI-22-LO-30	22.2"x19.7"	Low	3000K	30W	2205Lm	945Lm
TECHOLED-ASY-DI-22-ME-30	22.2"x19.7"	Medium	3000K	50W	3675Lm	1575Lm
TECHOLED-ASY-DI-22-HI-30	22.2"x19.7"	High	3000K	80W	5880Lm	2520Lm
TECHOLED-ASY-DI-42-LO-30	42.6"x37.9"	Low	3000K	60W	4410Lm	1890Lm
TECHOLED-ASY-DI-42-ME-30	42.6"x37.9"	Medium	3000K	100W	7350Lm	3150Lm
TECHOLED-ASY-DI-42-HI-30	42.6"x37.9"	High	3000K	150W	11025Lm	4725Lm
TECHOLED-ASY-DI-63-LO-30	63"x56.1"	Low	3000K	90W	6615Lm	2835Lm
TECHOLED-ASY-DI-63-ME-30	63"x56.1"	Medium	3000K	140W	10290Lm	4410Lm
TECHOLED-ASY-DI-63-HI-30	63"x56.1"	High	3000K	180W	13230Lm	5670Lm

Performance above applies to 90 CRI, 3000K. Calculate 96% for 2700K, 104% for 3500K and 109% for 4000K

Performance

Output	Lumens / W
Low	105
Medium	105
High	105

Project:	Type:
	Comments:

Driver Option Details

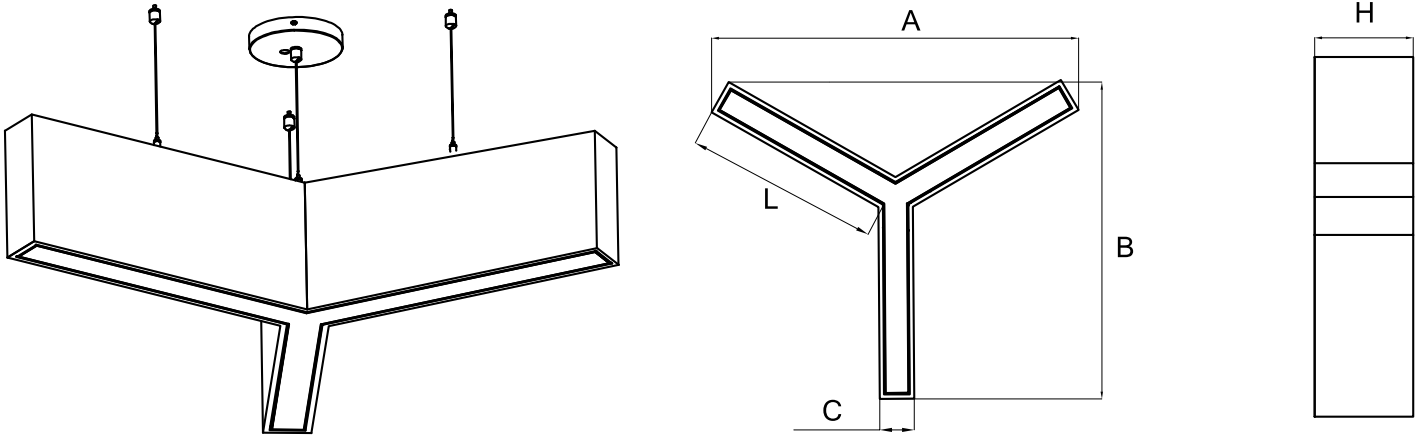
Code	Description
LT1	LDE1 -Lutron Hi-lume 1% EcoSystem, Soft-on, Fade-to Black Dimming
DA	DALI
DMX	DMX - Decoder provided by TechoLED, controller by others

Controls Details

Code	Description
RF-D	RF Wireless remote controller for tunable white. Default for tunable white.
RF-R	RF Wireless remote controller for RGB & RGBW. Default for RGB & RGBW.
M	Motion Sensor - remote, for integral sensor consult factory
BM	Bluetooth Mesh Smart Wireless Control by BubblyNet
CS	Bluetooth Mesh Smart Wireless Control by Casambi
AWNR	Lutron Athena wireless node
AWNS	Lutron Athena wireless node with sensor
NL-ES7	Acuity nLight – Wired nES7 sensor
NL-AIR	Acuity nLight – AIR wireless rES7 sensor
NL-M	Acuity nLight - ready, sensor by others

Project:	Type:
	Comments:

Dimension and Mounting

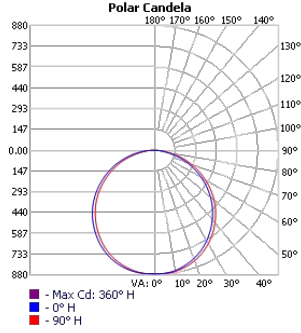


FIXTURE ID	A	B	C	L	H
ASY-D-22-40	19.7"	22.2"	2.13"	11.8"	7.4"
ASY-D-42-80	37.9"	42.6"	2.13"	23.6"	7.4"
ASY-D-63-120	56.1"	63.0"	2.1"	35.4"	7.4"

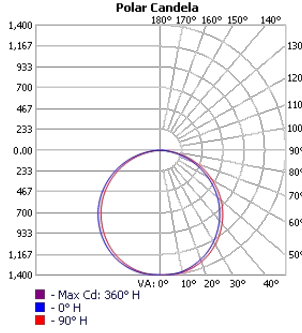
FIXTURE ID	A	B	C	L	H
ASY-DI-22-40	19.7"	22.2"	2.13"	11.8"	7.4"
ASY-DI-42-80	37.9"	42.6"	2.13"	23.6"	7.4"
ASY-DI-63-120	56.1"	63.0"	2.13"	35.4"	7.4"

Project:	Type:
Comments:	

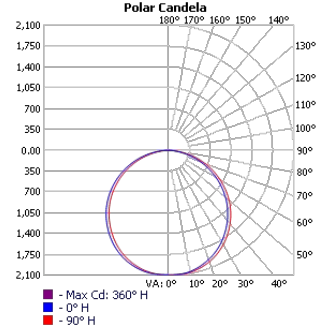
Photometrics



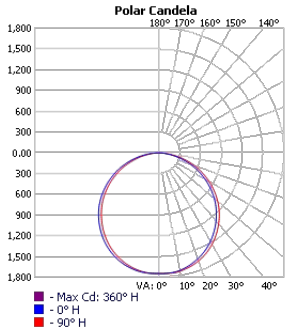
TECHOLED-ASY-D-22-LO-30



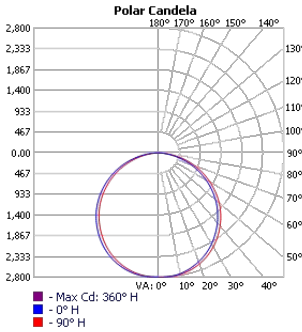
TECHOLED-ASY-D-22-ME-30



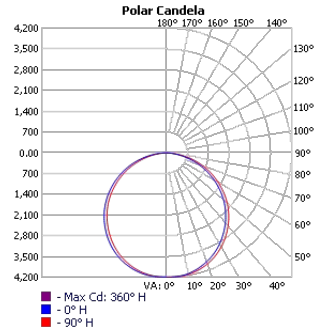
TECHOLED-ASY-D-22-HI-30



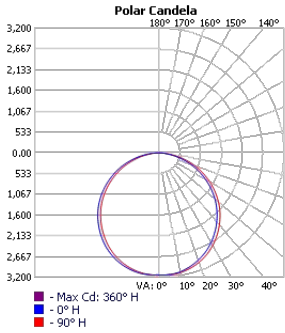
TECHOLED-ASY-D-42-LO-30



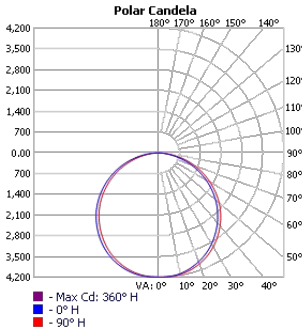
TECHOLED-ASY-D-42-ME-30



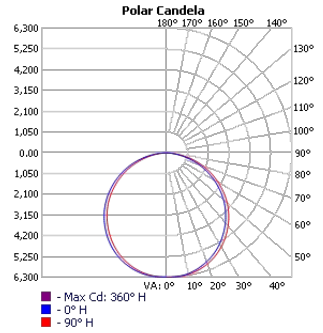
TECHOLED-ASY-D-42-HI-30



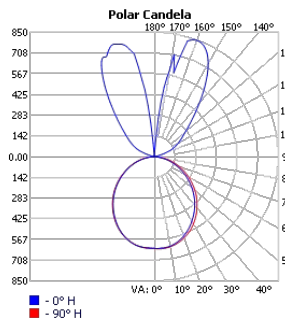
TECHOLED-ASY-D-63-LO-30



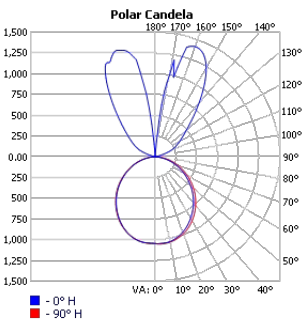
TECHOLED-ASY-D-63-ME-30



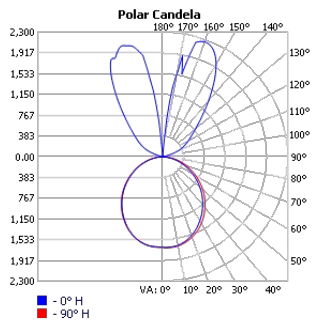
TECHOLED-ASY-D-63-HI-30



TECHOLED-ASY-DI-22-LO-30

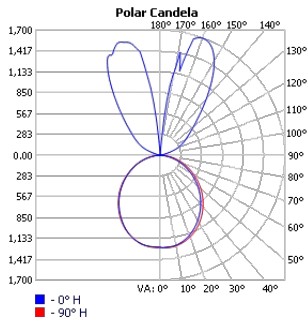


TECHOLED-ASY-DI-22-ME-30

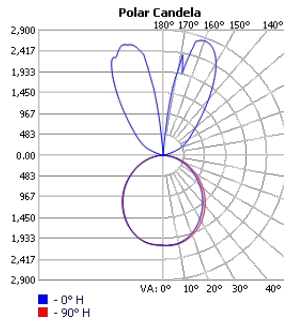


TECHOLED-ASY-DI-22-HI-30

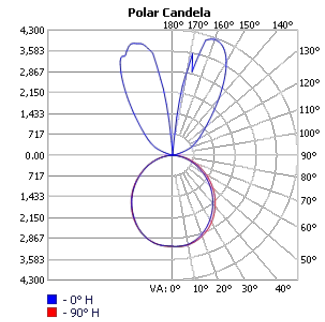
Project:	Type:
	Comments:



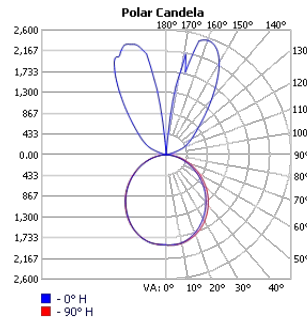
TECHOLED-ASY-DI-42-LO-30



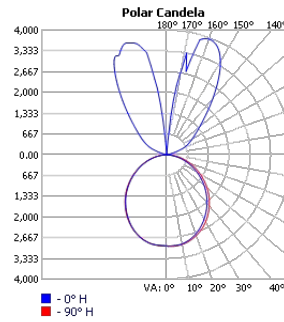
TECHOLED-ASY-DI-42-ME-30



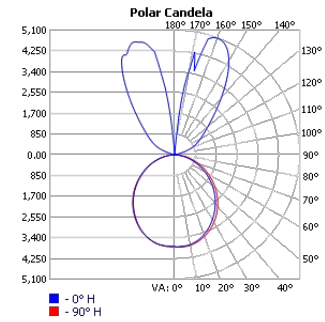
TECHOLED-ASY-DI-42-HI-30



TECHOLED-ASY-DI-63-LO-30



TECHOLED-ASY-DI-63-ME-30



TECHOLED-ASY-DI-63-HI-30


Project:	Type:
	Comments:

Finish Details (powder coat finish)

■ Standard Colors




■ Custom Colors




Any RAL color available, please refer to ralcolorchart.com

■ Custom Wooden Colors



Project:	Type:
	Comments:

 **Acoustic color**



Project:	Type:
	Comments:

■ Acoustic faux wood texture



045



046




047



048




049



050



051



052



053



054