

Project:	Type:
	Comments:



Highlights

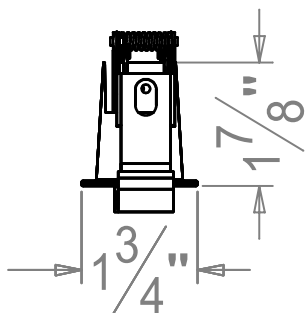
Architectural multiple recessed downlights, available from single cell to arrays of 2x15 Cells. Minimalistic design and flexibility, great for high end commercial and residential applications.

LED: Samsung COB LED chips, 2W per cell, 2700-5000K, 90CRI,

Optical: Direct illumination, 15°, 30° & 45° Beam angles

Construction: High end die cast aluminum, Acrylic diffuser, Flanged and trim-less option, New construction

Cross Section



Installation



Project:	Type:
	Comments:

Configuration Example

Model #	Configuration	Color Temp.	Beam Angle	Voltage	Color-Trim
TECHOLED-AR-RD-1x1-27-15-U-W	1x1	2700K	15°	110-277V	White

Ordering Guide:

Select one option from each group below. For a custom preference please contact sales@techoled.com

1-FIXTURE ID	2-CONFIGURATION	3-COLOR TEMP.	4-BEAM ANGLE
AR-RD	1x1 1x1 cell	27 2700K	15 15°
	1x2 1x2 cells	30 3000K	30 30°
	1x5 1x5 cells	35 3500K	45 45°
	1x10 1x10 cells	40 4000K	
	1x15 1x15 cells	50 5000K	

5-VOLTAGE	6-FINISH - TRIM	7-FINISH - REFLECTOR	8-TRIM
U 120-277V	W White	W White	F Flanged
	B Black	B Black	T Trim-less (mud in)
	S Silver	CH Chrome	
	C Custom	G Gold	
		C Custom (RAL#)	

9-DRIVER OPTIONS	10-OPTIONS	11-OPTIONS (CONT.)
DM 0-10V Dimming	M Motion Sensor (remote)	EM EM Battery (remote)
DM1% 1% Dimming	X None	X None
LT1 LDE1 Lutron 1%		
LT2 DFC Lutron Vive RF		
LT3 FCJ Lutron ECO		
LT4 FCJ Lutron PowPak		
LT5 DFC Lutron Vive		
BM BubblyNet BT Mesh		
T Triac		
X None		

Project:	Type:
	Comments:

Driver Option Details

Code	Description
LT1	LDE1 -Lutron Hi-lume 1% EcoSystem, Soft-on, Fade-to Black Dimming
LT2	RFJ/FCJS-010 - Lutron RF PowPak (0-10V)
LT3	DFCSJ-OEM-RF - Lutron Vive In-Fixture Control (RF only)
LT4	DFCSJ-OEM-OCC - Lutron Vive In-Fixture Control (with daylightlights & occ/vac sensors)
LT5	FCJ/FCJS-ECO - Lutron Wireless PowPak (EcoSystem)
BM	Bluetooth Mesh Smart Wireless Control by BubblyNet

Options (cont.) Details

Code	Description
EM	Emergency Battery Backup (remote)

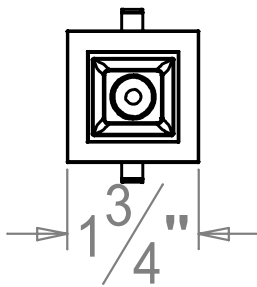
Configuration

Code	Description
1x1	1x1 cell - 150Lm
1x2	1x2 cells - 310Lm
1x5	1x5 cells - 720Lm
1x10	1x10 cells - 1450Lm
1x15	1x15 cells - 2200Lm

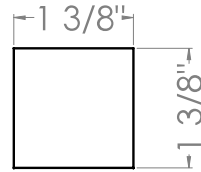
Project:	Type:
	Comments:

Dimension and Mounting


AR-RD 1x1



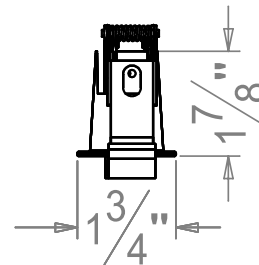
Dimensions



Technical Details



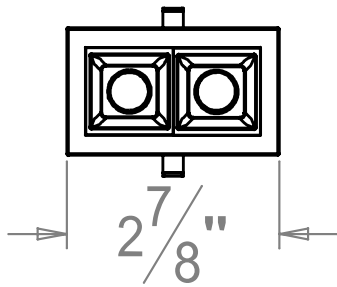
Mounting



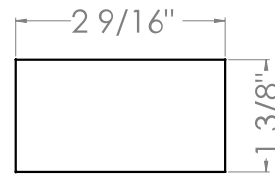
Cross Section

Project:	Type:
	Comments:

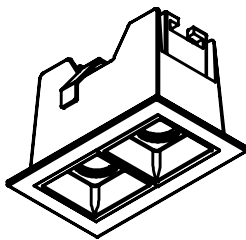
■ **AR-RD 1x2**



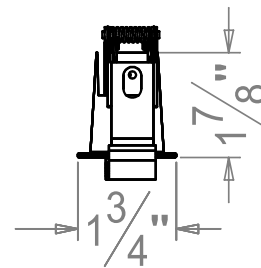
Dimensions



Technical Details





Mounting



Cross Section

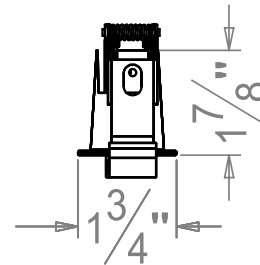
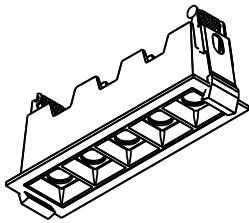
Project:	Type:
	Comments:

■ **AR-RD 1x5**



Dimensions

Technical Details




Mounting


Cross Section

Project:	Type:
	Comments:

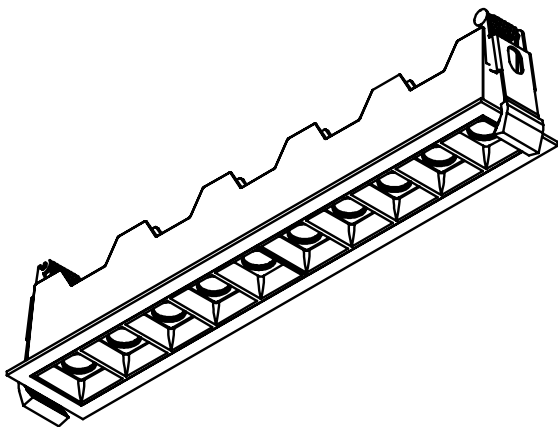
■ **AR-RD 1x10**



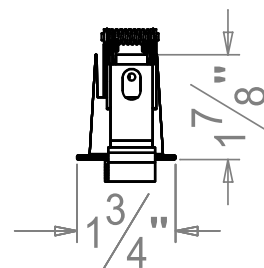
Dimensions



Technical Details



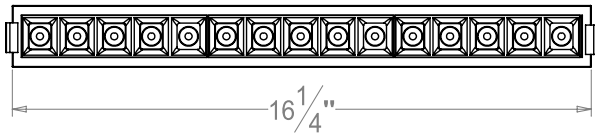
Mounting



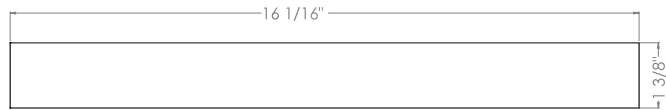
Cross Section

Project:	Type:
	Comments:

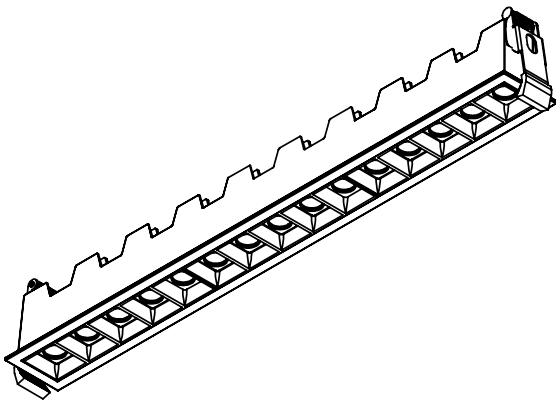
■ AR-RD 1x15



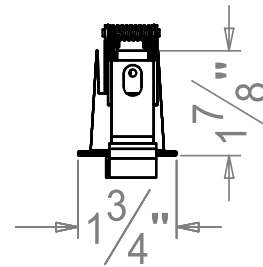
Dimensions



Technical Details




Mounting




Cross Section

Project:	Type:
	Comments:


□ Mounting Option Examples




AR-RD-1x1




AR-RD-1x2



AR-RD-IC-1x5



AR-RD-1x10



AR-RD-1x15

Project:	Type:
	Comments:

Finish Details (powder coat finish)


Standard Colors (Trim)



Standard Colors (Reflector)



Custom Colors



Any RAL color available, please refer to ralcolorchart.com