

Project:	Type:
	Comments:



Highlights

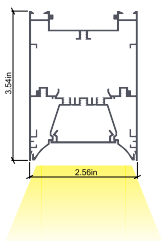
The TechoLED BX series features specification-grade linear LED fixtures made from high-grade aluminum extrusions. Available in standard sizes from 2 to 8 feet, as well as custom lengths, recessed installation in variety of ceiling and materials. With virtually limitless options for creating patterns and shapes, the BX series provides a versatile, cost-effective, and modern lighting solution.

LED: Samsung LED chips, 2700-5000K, tunable white and RGB/RGBW available, 90CRI, 50,000 hour rated lifespan. Custom lumen packages available.

Optical: Direct illumination, multiple beam angles available (110° beam angle on solid lens), UGR<19


Construction: Damp location listed, high grade aluminum extrusion, die cast end caps, PMMA diffuser, powder coat finish. X, T, L lit corners, wall to ceiling transitions, for smooth seamless patterns.

Cross Section



Direct

Installation



Recessed (R)

Project:	Type:
	Comments:

Configuration Example

Model #	Distribution	Length	Lumen Output	Color Temp.	Voltage	Color
TECHOLED-BX-3RG-R-D-2-LO-27-U-W	Direct	2'	Low	2700K	110-277V	White

Ordering Guide:

Select one option from each group below. For a custom preference please contact sales@techoled.com

1-FIXTURE ID	2-DISTRIBUTION	3-LENGTH	4-LUMEN OUTPUT
BX-3RG-R	D Direct	2 2' 4 4' 6 6' 8 8' C Custom	LO Low ME Medium HI High

5-COLOR TEMP.	6-VOLTAGE	7-FINISH	8-MOUNTING
27 2700K 30 3000K 35 3500K 40 4000K 50 5000K DT Lutron T-series RGB RGB RGBW RGBW D Tunable White	U 110-277V HV 347V	S Silver W White B Black C Custom (RAL#)	R Recessed RP Recessed (mud-in) TG9 TG9 TG15 TG15

9-DRIVER OPTIONS	10-OPTIONS	11-OPTIONS (CONT.)
DM 0-10V Dimming 2C 2 Channel DM1% 1% Dimming LT1 LDE1 Lutron 1% DA Dali DMX DMX TR Triac Dimming RF RF Wireless X None	RF-D Remote Tunable (RF only) RF-R Remote RGB/W (RF only) M Motion Sensor (remote) BM BubblyNet BT Mesh CS Casambi AWN R Lutron Athena Node AWN S Lutron Athena Node sensor NL-ES7 nLight - Wired NL-AIR nLight - AIR NL-M nLight - Module only X None	EM EM Battery (remote) X None

Project:	Type:
	Comments:

Lumen Output Details

Model #	Size	Output	Color Temp.	Wattage	Lumen Output
TECHOLED-BX-3RG-R-D-2-LO-30	2'	Low	3000K	12W	1160Lm
TECHOLED-BX-3RG-R-D-2-ME-30	2'	Medium	3000K	18W	1800Lm
TECHOLED-BX-3RG-R-D-2-HI-30	2'	High	3000K	23W	2300Lm
TECHOLED-BX-3RG-R-D-4-LO-30	4'	Low	3000K	23W	2320Lm
TECHOLED-BX-3RG-R-D-4-ME-30	4'	Medium	3000K	36W	3600Lm
TECHOLED-BX-3RG-R-D-4-HI-30	4'	High	3000K	46W	4600Lm
TECHOLED-BX-3RG-R-D-6-LO-30	6'	Low	3000K	35W	3480Lm
TECHOLED-BX-3RG-R-D-6-ME-30	6'	Medium	3000K	54W	5400Lm
TECHOLED-BX-3RG-R-D-6-HI-30	6'	High	3000K	69W	6900Lm
TECHOLED-BX-3RG-R-D-8-LO-30	8'	Low	3000K	46W	4640Lm
TECHOLED-BX-3RG-R-D-8-ME-30	8'	Medium	3000K	72W	7200Lm
TECHOLED-BX-3RG-R-D-8-HI-30	8'	High	3000K	92W	9200Lm

Performance above applies to 90 CRI, 3000K. Calculate 96% for 2700K, 104% for 3500K and 109% for 4000K

Performance

Output	Lumens / W	Direct	
		W / ft	Lumens / ft
Low	100	5.8	580
Medium	100	9.0	900
High	100	11.5	1150

Project:	Type:
	Comments:

Driver Option Details

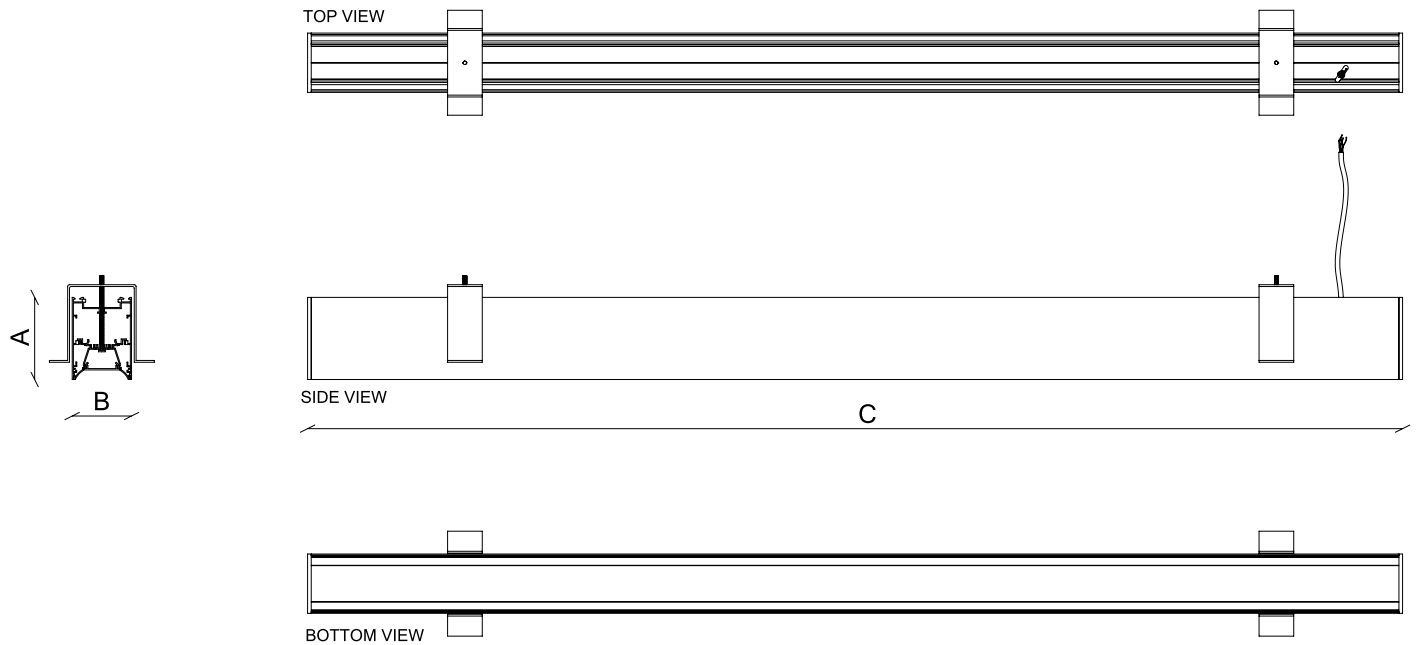
Code	Description
LT1	LDE1 - Lutron Hi-lume 1% EcoSystem, Soft-on, Fade-to Black Dimming
DA	DALI
DMX	DMX - Decoder provided by TechoLED, controller by others

Controls Details

Code	Description
RF-D	RF Wireless remote controller for tunable white. Default for tunable white.
RF-R	RF Wireless remote controller for RGB & RGBW. Default for RGB & RGBW.
M	Motion Sensor - remote, for integral sensor consult factory
BM	Bluetooth Mesh Smart Wireless Control by BubblyNet
CS	Bluetooth Mesh Smart Wireless Control by Casambi
AWNR	Lutron Athena wireless node
AWNS	Lutron Athena wireless node with sensor
NL-ES7	Acuity nLight - Wired nES7 sensor
NL-AIR	Acuity nLight - AIR wireless rES7 sensor
NL-M	Acuity nLight - ready, sensor by others

Project:	Type:
	Comments:

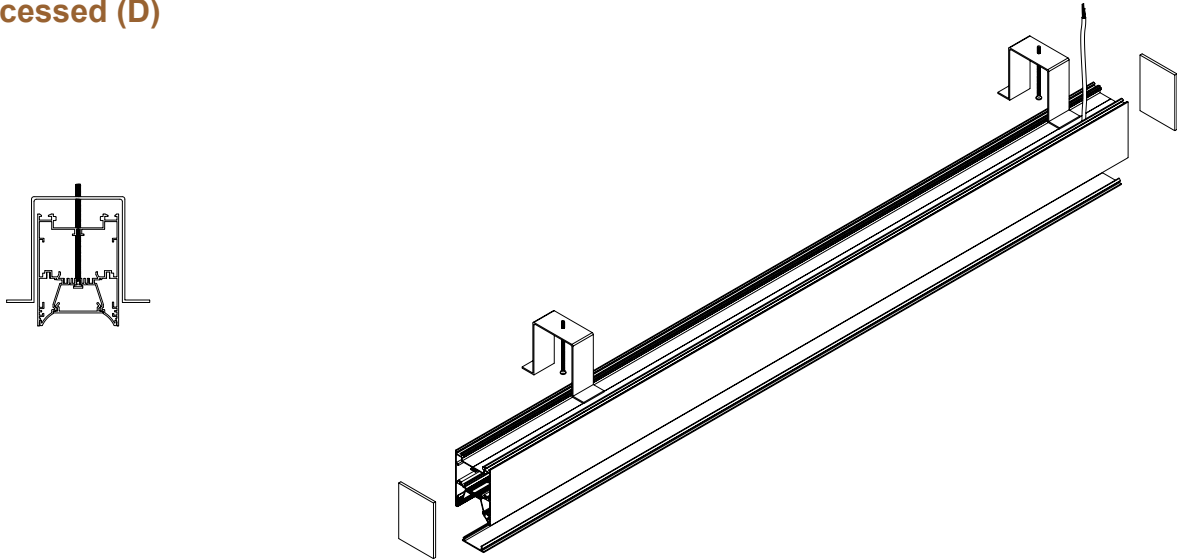
Dimension and Mounting - Direct Distribution (D)



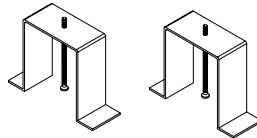
FIXTURE ID	A	B	C	D	E
BX-3RG-R-D-2	3.5"	2.6"	24.17"	4.33"	0.98"
BX-3RG-R-D-4	3.5"	2.6"	48"	4.33"	0.98"
BX-3RG-R-D-6	3.5"	2.6"	71.7"	4.33"	0.98"
BX-3RG-R-D-8	3.5"	2.6"	95.5"	4.33"	0.98"

Project:	Type:
	Comments:

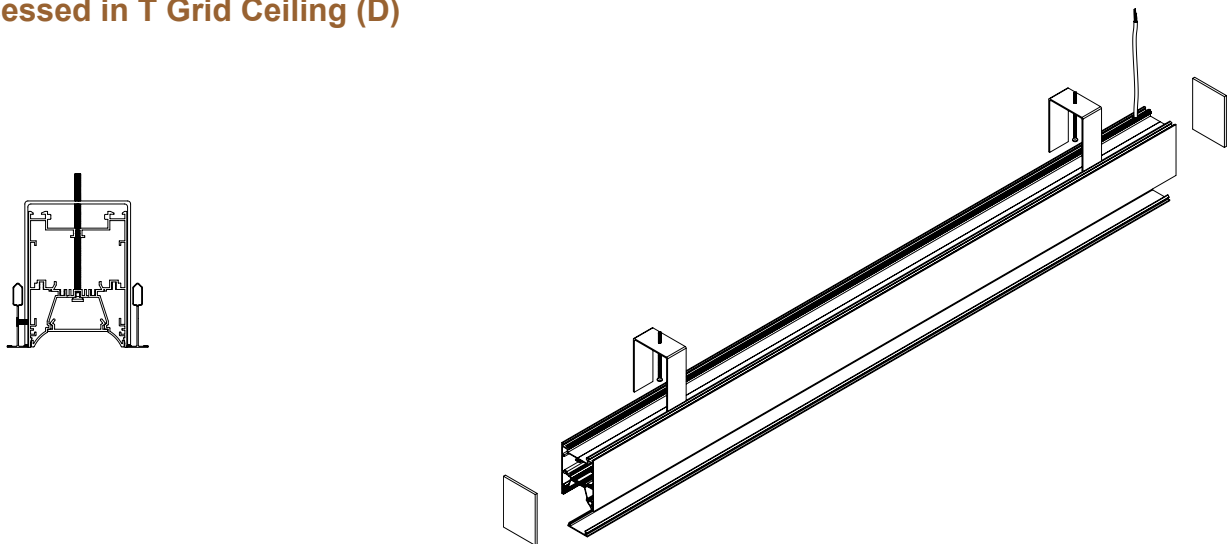
■ **Recessed (D)**



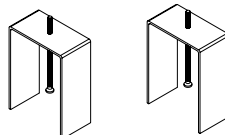
■ **Recessed Kit**



■ **Recessed in T Grid Ceiling (D)**

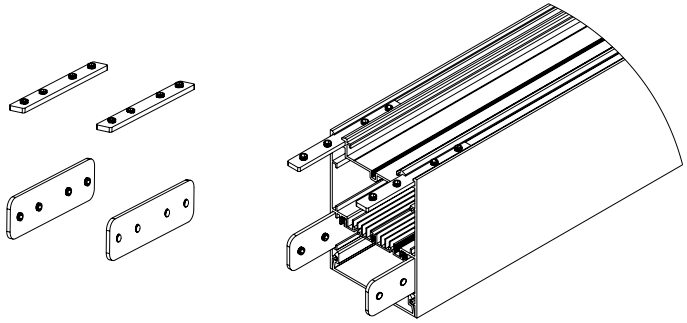


■ **Recessed in T Grid Ceiling Kit**



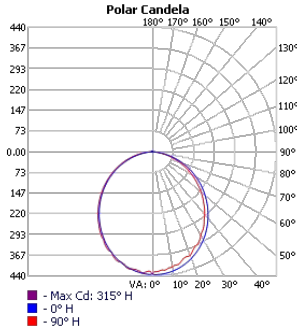
Project:	Type:
	Comments:

Connectors

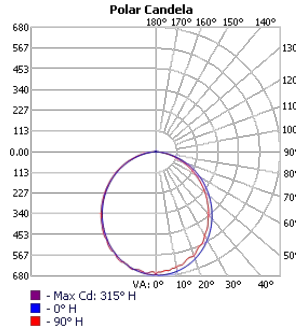


Project:	Type:
	Comments:

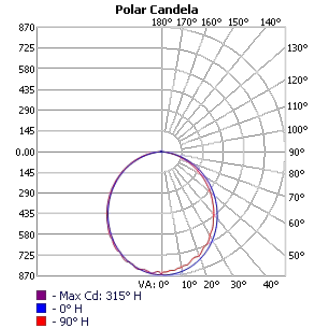
Photometrics



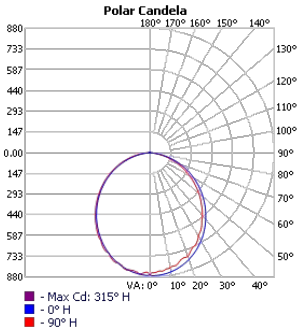
TECHOLED-BX-3RG-R-D-2-LO-30



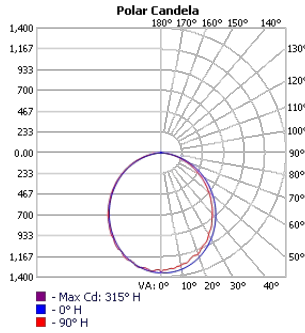
TECHOLED-BX-3RG-R-D-2-ME-30



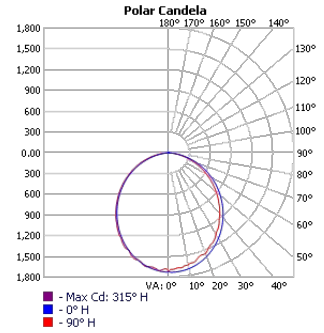
TECHOLED-BX-3RG-R-D-2-HI-30



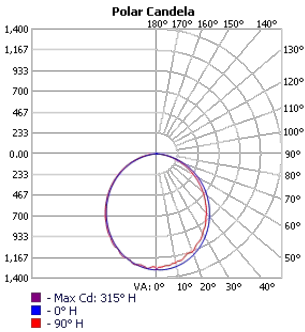
TECHOLED-BX-3RG-R-D-4-LO-30



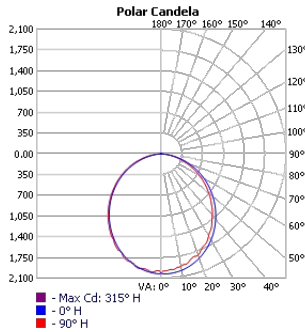
TECHOLED-BX-3RG-R-D-4-ME-30



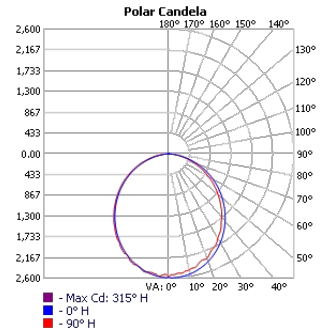
TECHOLED-BX-3RG-R-D-4-HI-30



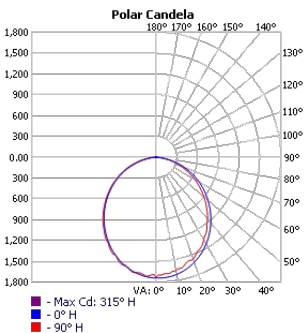
TECHOLED-BX-3RG-R-D-6-LO-30



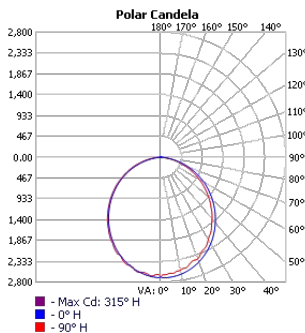
TECHOLED-BX-3RG-R-D-6-ME-30



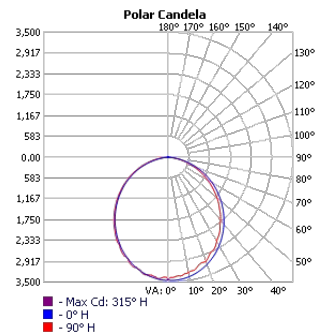
TECHOLED-BX-3RG-R-D-6-HI-30



TECHOLED-BX-3RG-R-D-8-LO-30



TECHOLED-BX-3RG-R-D-8-ME-30



TECHOLED-BX-3RG-R-D-8-HI-30


Project:	Type:
	Comments:

Finish Details (powder coat finish)

■ Standard Colors




■ Custom Colors



Any RAL color available, please refer to ralcolorchart.com

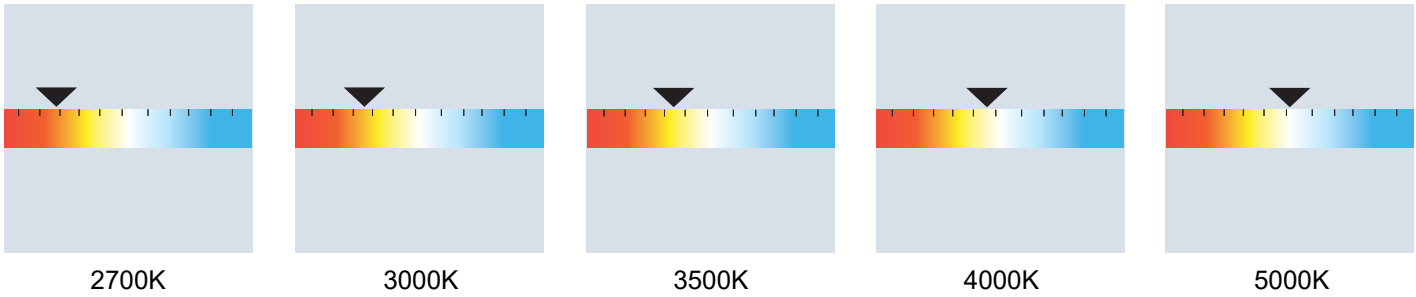
■ Custom Wooden Colors



Project:	Type:
	Comments:

Color Temperature

Color Temperature



Tunable White

