

Project:	Type:
	Comments:



□ Highlights

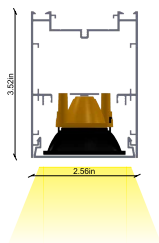
The TechoLED BX series features specification-grade linear LED fixtures made from high-grade aluminum extrusions. Available in standard sizes from 2 to 8 feet, as well as custom lengths, these fixtures can be pendant, surface, or wall-mounted. With virtually limitless options for creating patterns and shapes, the BX series provides a versatile, cost-effective, and modern lighting solution.

LED: Samsung LED chips, 2700-5000K, tunable white and RGB/RGBW available, 90CRI, 50,000 hour rated lifespan. Custom lumen packages available.

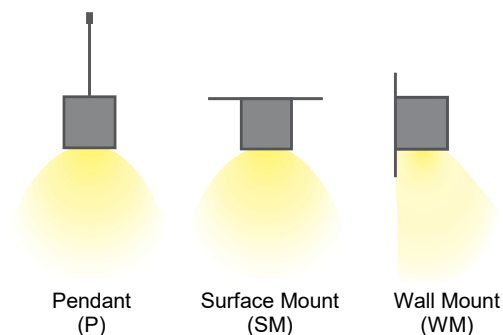
Optical: Direct illumination, multiple beam angles available, UGR<16

Construction: Damp location listed, high grade aluminum extrusion, die cast end caps, PMMA diffuser, powder coat finish. X, T, L lit corners, wall to ceiling transitions, for smooth seamless patterns.

□ Cross Section



□ Installation



Project:	Type:
	Comments:

Configuration Example

Model #	Distribution	Length	Lumen Output	Color Temp.	Voltage	Color
TECHOLED-BX-3RS-D-2-ME-27-U-W	Direct	2'	Medium	2700K	110-277V	White

Ordering Guide:

Select one option from each group below. For a custom preference please contact sales@techoled.com

1-FIXTURE ID	2-DISTRIBUTION	3-LENGTH	4-LUMEN OUTPUT
BX-3RS BX-3RS	D Direct	2 2' 4 4' 6 6' 8 8' C Custom	ME Medium

5-COLOR TEMP.	6-BEAM ANGLE	7-VOLTAGE	8-FINISH
27 2700K	15 15°	U 110-277V	B Black
30 3000K	35 35°	HV 347V	C Custom (RAL#)
35 3500K	45 45°		S Silver
40 4000K			W White
50 5000K			
DT Lutron T-series			
RGB RGB			
D Tunable White			

9-MOUNTING	10-DRIVER OPTIONS	11-OPTIONS	12-OPTIONS (CONT.)
P Pendant	DM 0-10V Dimming	RF-D Remote Tunable (RF only)	EM EM Battery (remote)
SM Surface Mount	2C 2 Channel	RF-R Remote RGB/W (RF only)	X None
W Wall Mount	DM1% 1% Dimming	M Motion Sensor (remote)	
	LT1 LDE1 Lutron 1%	BM BubblyNet BT Mesh	
	DA Dali	CS Casambi	
	DMX DMX	AWN Lutron Athena Node	
	TR Triac Dimming	AWNS Lutron Athena Node sensor	
	RF RF Wireless	NL-ES7 nLight - Wired	
	X None	NL-AIR nLight - AIR	
		NL-M nLight - Module only	
		X None	

Project:	Type:
	Comments:

Lumen Output Details

Model #	Size	Color Temp.	Wattage	Lumen Output	Lumens / ft	Light Source
TECHOLED-BX-3RS-D-2-ME-30	2'	3000K	15W	1425Lm	713	5 spots
TECHOLED-BX-3RS-D-4-ME-30	4'	3000K	18W	1710Lm	428	6 spots
TECHOLED-BX-3RS-D-6-ME-30	6'	3000K	24W	2280Lm	380	8 spots
TECHOLED-BX-3RS-D-8-ME-30	8'	3000K	30W	2850Lm	356	10 spots

Performance above applies to 90 CRI, 3000K. Calculate 96% for 2700K, 104% for 3500K and 109% for 4000K

Performance

Output	Lumens / W	Direct	
		W / ft	Lumens / ft
Medium	95	3.8	3

Driver Option Details

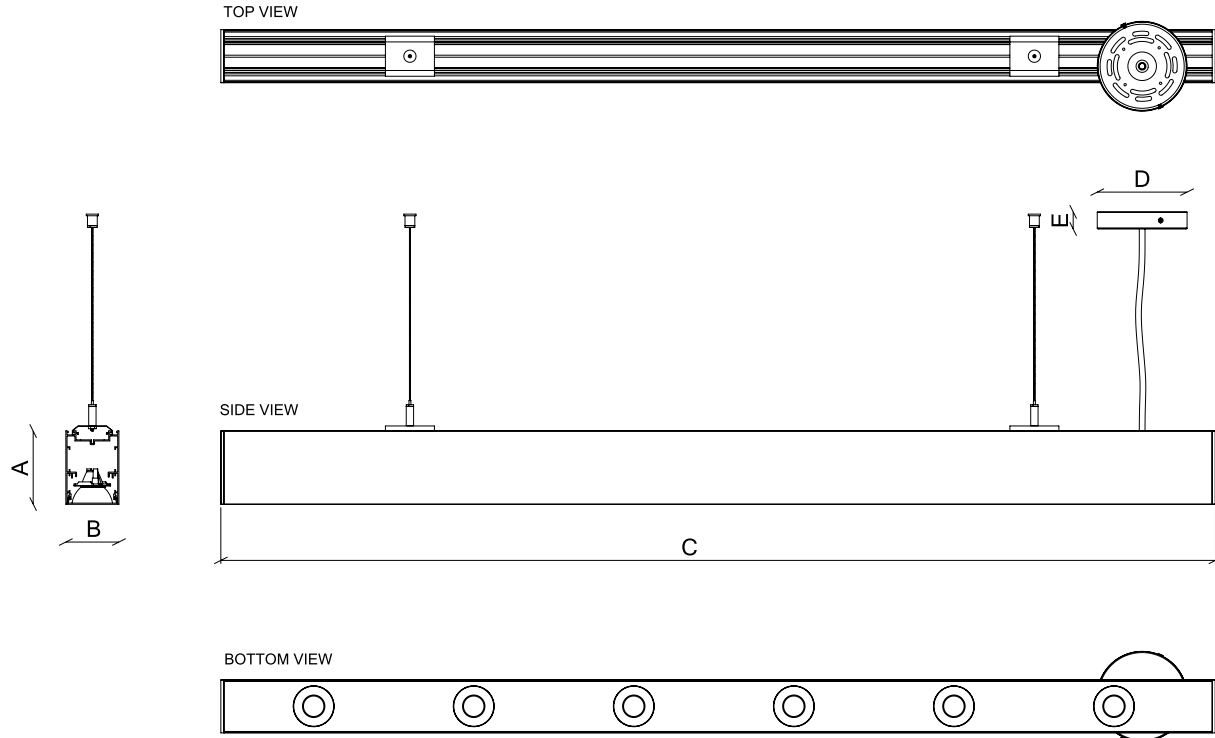
Code	Description
LT1	LDE1 -Lutron Hi-lume 1% EcoSystem, Soft-on, Fade-to Black Dimming
DA	DALI
DMX	DMX - Decoder provided by TechoLED, controller by others

Controls Details

Code	Description
RF-D	RF Wireless remote controller for tunable white. Default for tunable white.
RF-R	RF Wireless remote controller for RGB & RGBW. Default for RGB & RGBW.
M	Motion Sensor - remote, for integral sensor consult factory
BM	Bluetooth Mesh Smart Wireless Control by BubblyNet
CS	Bluetooth Mesh Smart Wireless Control by Casambi
AWN-R	Lutron Athena wireless node
AWNS	Lutron Athena wireless node with sensor
NL-ES7	Acuity nLight – Wired nES7 sensor
NL-AIR	Acuity nLight – AIR wireless rES7 sensor
NL-M	Acuity nLight - ready, sensor by others

Project:	Type:
	Comments:

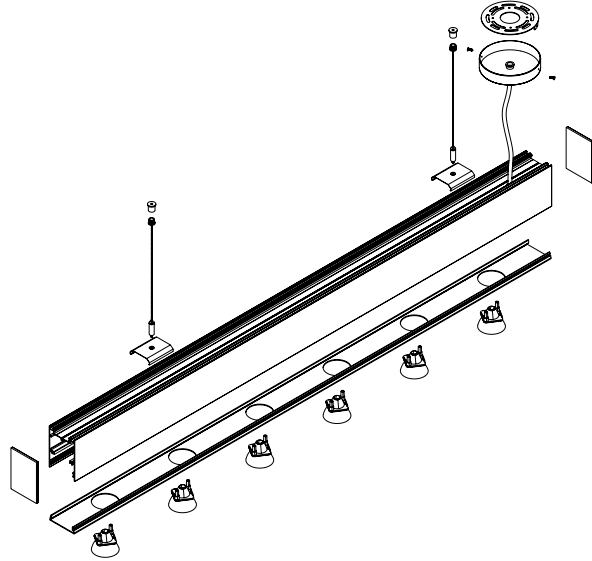
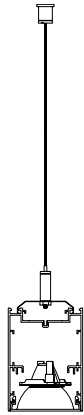
Dimension and Mounting - Direct Distribution (D)



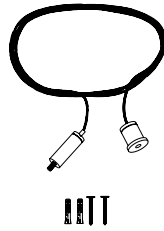
FIXTURE ID	A	B	C	D	E
BX-3RS-D-2	3.5"	2.6"	24.2"	4.33"	0.98"
BX-3RS-D-4	3.5"	2.6"	48"	4.33"	0.98"
BX-3RS-D-6	3.5"	2.6"	71.8"	4.33"	0.98"
BX-3RS-D-8	3.5"	2.6"	95.5"	4.33"	0.98"

Project:	Type:
	Comments:

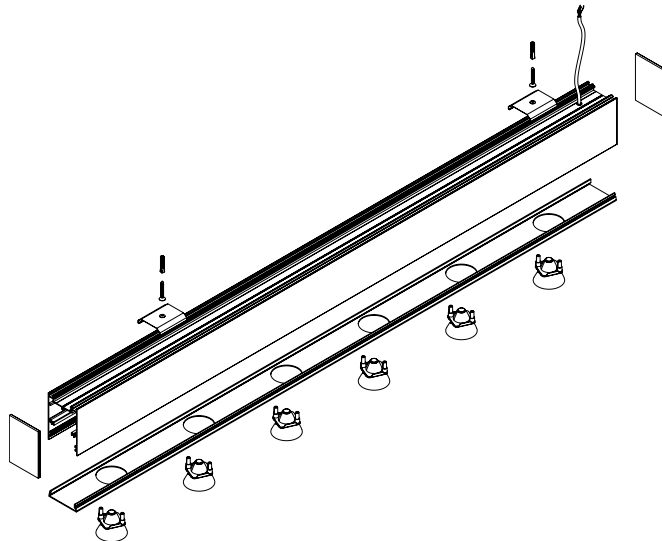
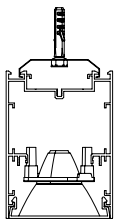
■ Pendant Mount (D)



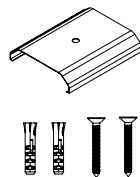
■ Pendant Kit



■ Surface Mount (D)

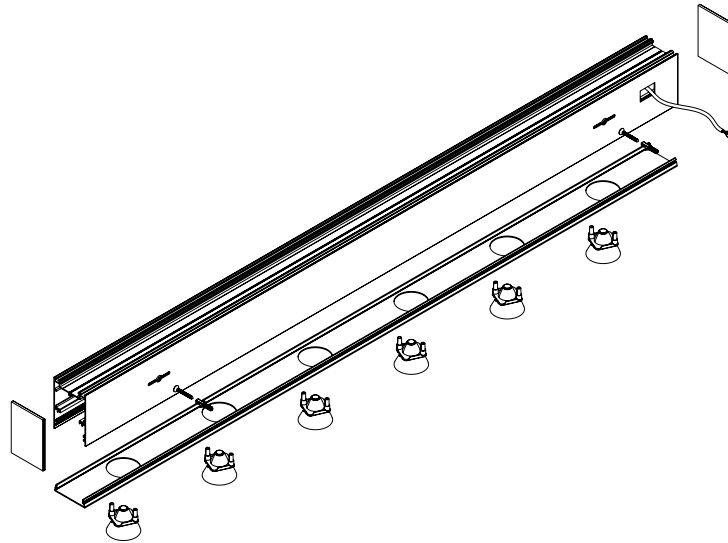
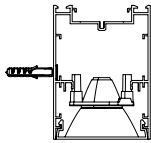


■ Surface Mount Kit

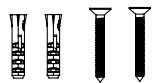


Project:	Type:
	Comments:

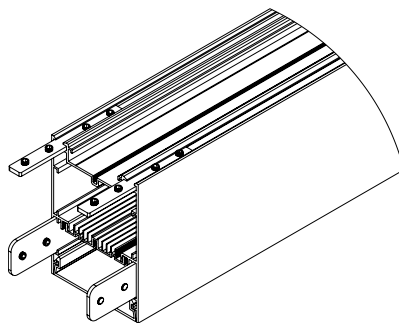
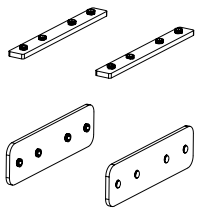
■ Wall Mount (D)



■ Wall Mount Kit

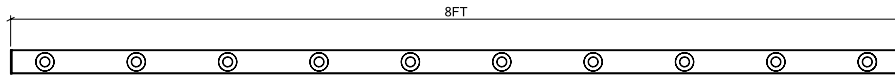
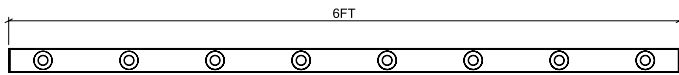
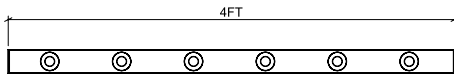
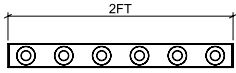


□ Connectors

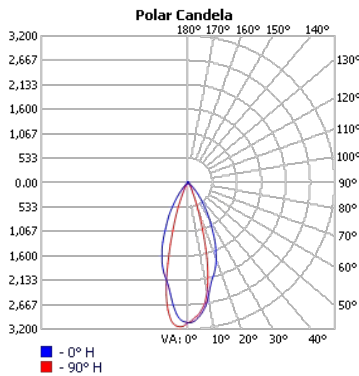


Project:	Type:
	Comments:

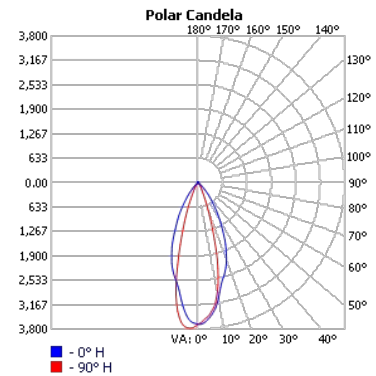
Configurations



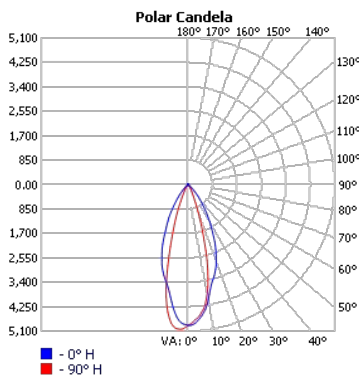
Photometrics



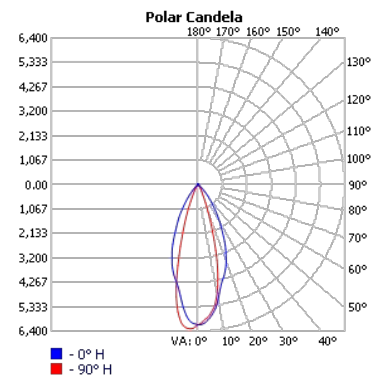
TECHOLED-BX-3RS-D-2-ME-30



TECHOLED-BX-3RS-D-4-ME-30



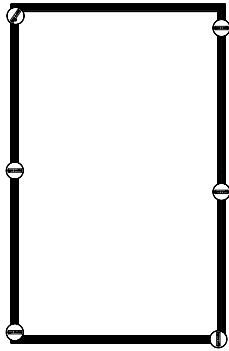
TECHOLED-BX-3RS-D-6-ME-30




TECHOLED-BX-3RS-D-8-ME-30

Project:	Type:
	Comments:

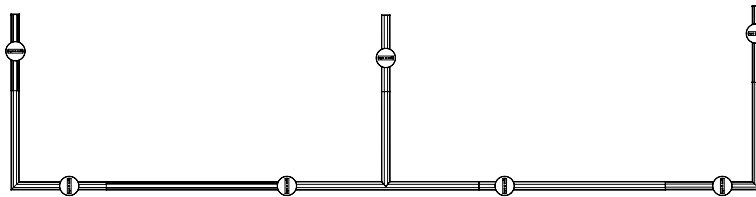
Patterns Option Examples



Rectangle



L-Shape



Custom


Project:	Type:
	Comments:

Finish Details (powder coat finish)

■ Standard Colors




■ Custom Colors



Any RAL color available, please refer to ralcolorchart.com

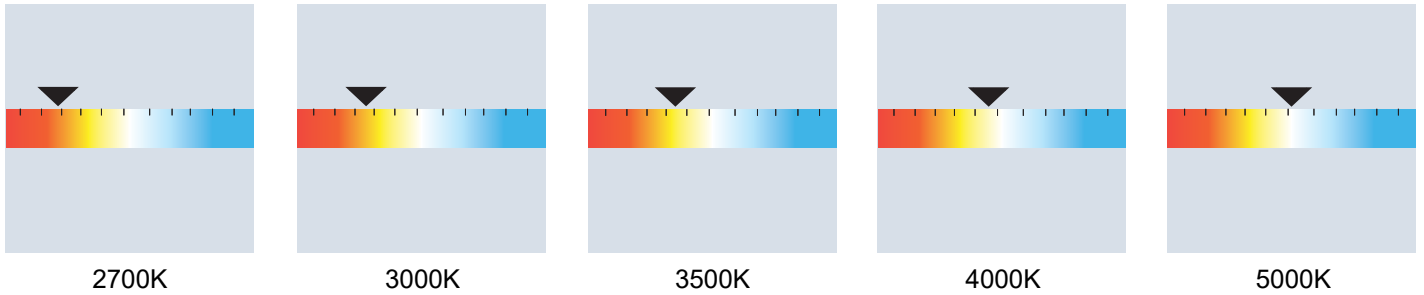
■ Custom Wooden Colors



Project:	Type:
	Comments:

Color Temperature

Color Temperature



Tunable White

