


Project:	Type:
	Comments:



### Highlights

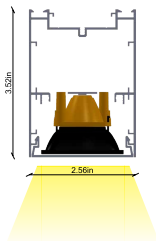
The TechoLED BX series features specification-grade linear LED fixtures made from high-grade aluminum extrusions. Available in standard sizes from 2 to 8 feet, as well as custom lengths, recessed installation in variety of ceiling and materials. With virtually limitless options for creating patterns and shapes, the BX series provides a versatile, cost-effective, and modern lighting solution.

**LED:** Samsung LED chips, 2700-5000K, tunable white and RGB/RGBW available, 90CRI, 50,000 hour rated lifespan. Custom lumen packages available.

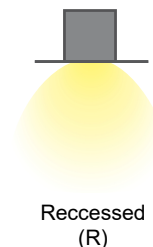
**Optical:** Direct illumination, 110° beam angle, UGR<19

**Construction:** Damp location listed, high grade aluminum extrusion, die cast end caps, PMMA diffuser, powder coat finish. X, T, L lit corners, wall to ceiling transitions, for smooth seamless patterns.

### Cross Section



### Installation



Project:	Type:
	Comments:

### Configuration Example

Model #	Distribution	Length	Lumen Output	Color Temp.	Beam Angle	Voltage
TECHOLED-BX-3S-R-D-2-ME-27-15-U	Direct	2'	Medium	2700K	15°	110-270V

### Ordering Guide:

Select one option from each group below. For a custom preference please contact [sales@techoled.com](mailto:sales@techoled.com)

1-FIXTURE ID	2-DISTRIBUTION	3-LENGTH	4-LUMEN OUTPUT
<b>BX-3S-R</b>	<b>D</b> Direct	<b>2</b> 2' <b>4</b> 4' <b>6</b> 6' <b>8</b> 8' <b>C</b> Custom	<b>ME</b> Medium

5-COLOR TEMP.	6-BEAM ANGLE	7-VOLTAGE	8-FINISH
<b>27</b> 2700K <b>30</b> 3000K <b>35</b> 3500K <b>40</b> 4000K <b>50</b> 5000K <b>DT</b> Lutron T-series <b>RGB</b> RGB <b>D</b> Tunable White	<b>15</b> 15° <b>30</b> 30° <b>45</b> 45°	<b>U</b> 110-277V <b>HV</b> 347V	<b>B</b> Black <b>C</b> Custom (RAL#) <b>S</b> Silver <b>W</b> White

9-MOUNTING	10-DRIVER OPTIONS	11-OPTIONS
<b>RP</b> Recessed (mud-in) <b>TG9</b> T grid 9/16" <b>TG15</b> T grid 15/16" <b>TS</b> Slot grid <b>TEG</b> Tegular grid <b>RW</b> Wood	<b>DM</b> 0-10V Dimming <b>2C</b> 2 Channel <b>DM1%</b> 1% Dimming <b>LT1</b> LDE1 Lutron 1% <b>DA</b> Dali <b>DMX</b> DMX <b>TR</b> Triac Dimming <b>RF</b> RF Wireless <b>X</b> None	<b>RF-D</b> Remote Tunable (RF only) <b>RF-R</b> Remote RGB/W (RF only) <b>M</b> Motion Sensor (remote) <b>BM</b> BubblyNet BT Mesh <b>CS</b> Casambi <b>AWN R</b> Lutron Athena Node <b>AWN S</b> Lutron Athena Node sensor <b>NL-ES7</b> nLight - Wired <b>NL-AIR</b> nLight - AIR <b>NL-M</b> nLight - Module only <b>X</b> None

Project:	Type:
	Comments:

### Lumen Output Details

Model #	Size	Color Temp.	Wattage	Lumen Output	Lumens / ft	Light Source
TECHOLED-BX-3S-R-D-2-ME-30	2'	3000K	15W	1425Lm	713	5 spots
TECHOLED-BX-3S-R-D-4-ME-30	4'	3000K	18W	1710Lm	428	6 spots
TECHOLED-BX-3S-R-D-6-ME-30	6'	3000K	24W	2280Lm	380	8 spots
TECHOLED-BX-3S-R-D-8-ME-30	8'	3000K	30W	2850Lm	356	10 spots

Performance above applies to 90 CRI, 3000K. Calculate 96% for 2700K, 104% for 3500K and 109% for 4000K

### Performance

Output	Lumens / W	W / ft	Lumens / ft
Medium	95	10	3

### Driver Option Details

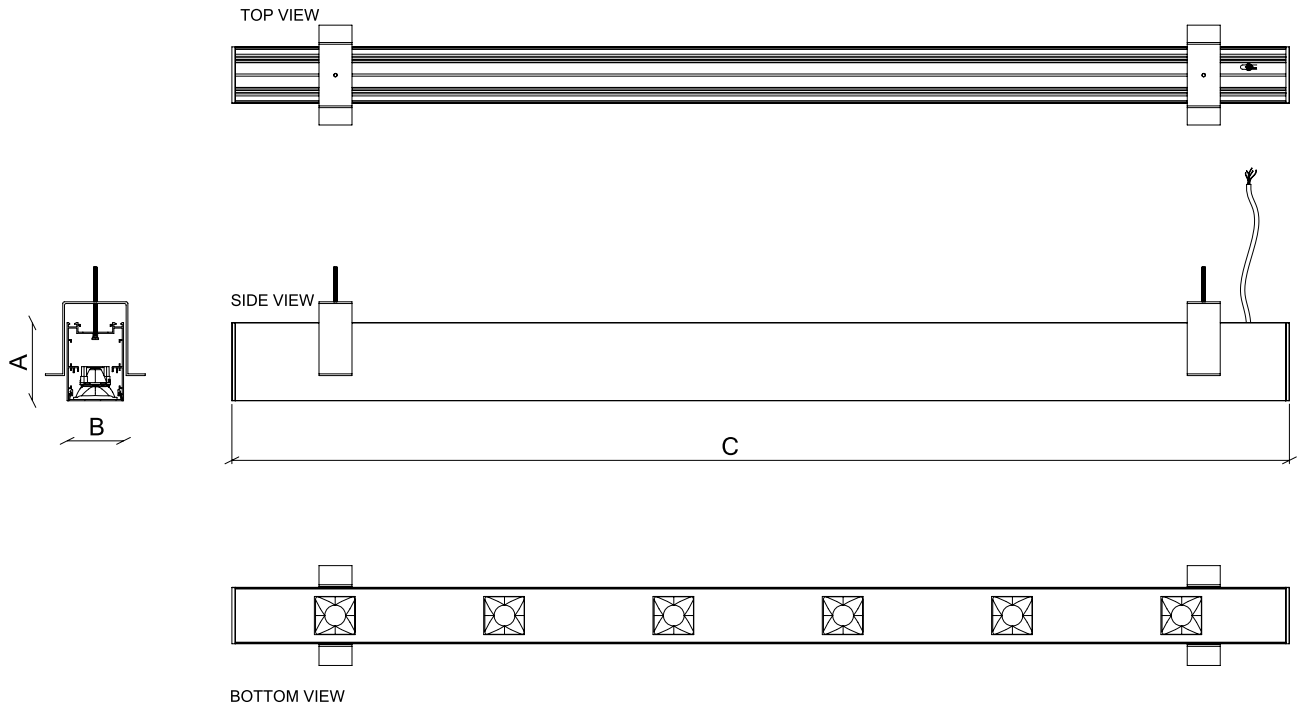
Code	Description
LT1	<b>LDE1</b> - Lutron Hi-lume 1% EcoSystem, Soft-on, Fade-to Black Dimming
DA	<b>DALI</b>
DMX	<b>DMX</b> - Decoder provided by TechoLED, controller by others

### Controls Details

Code	Description
RF-D	<b>RF Wireless</b> remote controller for tunable white. <b>Default for tunable white.</b>
RF-R	<b>RF Wireless</b> remote controller for RGB & RGBW. <b>Default for RGB &amp; RGBW.</b>
M	<b>Motion Sensor</b> - remote, for integral sensor consult factory
BM	<b>Bluetooth Mesh</b> Smart Wireless Control by BubblyNet
CS	<b>Bluetooth Mesh</b> Smart Wireless Control by Casambi
AWNRR	<b>Lutron Athena</b> wireless node
AWNS	<b>Lutron Athena</b> wireless node with sensor
NL-ES7	<b>Acuity nLight</b> - Wired nES7 sensor
NL-AIR	<b>Acuity nLight</b> - AIR wireless rES7 sensor
NL-M	<b>Acuity nLight</b> - ready, sensor by others

Project:	Type:
	Comments:

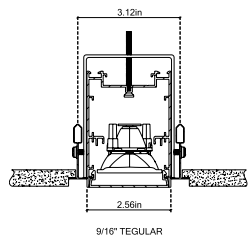
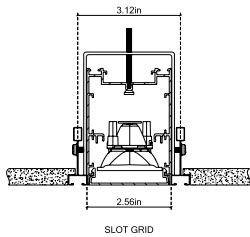

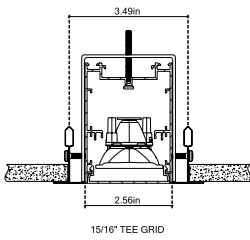

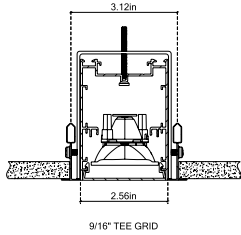
### Dimension and Mounting - Direct Distribution (D)



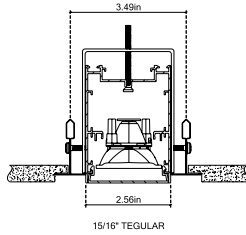
FIXTURE ID	A	B	C
BX-3S-R-D-2	3.5"	2.6"	24.2"
BX-3S-R-D-4	3.5"	2.6"	48"
BX-3S-R-D-6	3.5"	2.6"	71.8"
BX-3S-R-D-8	3.5"	2.6"	95.5"

Project:	Type:
	Comments:

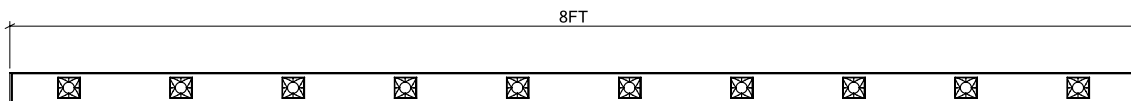
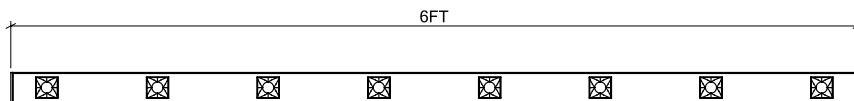
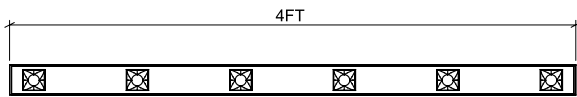
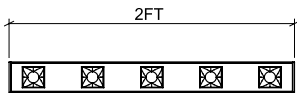
■ **Recessed (D)**



Project:	Type:
	Comments:

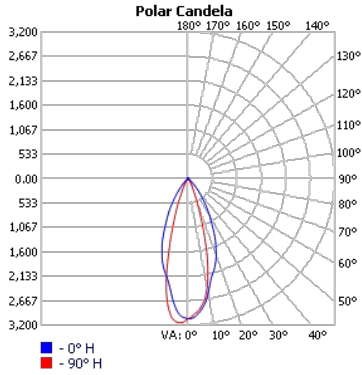


### Configurations

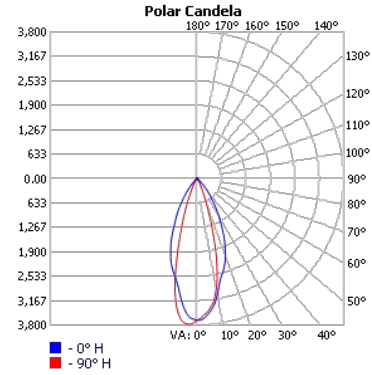


Project:	Type:
	Comments:

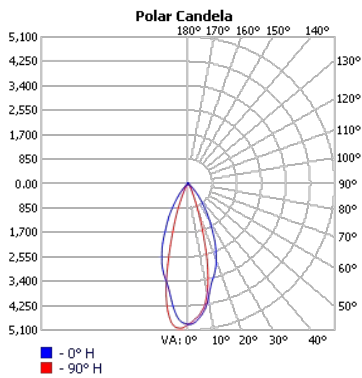
### Photometrics



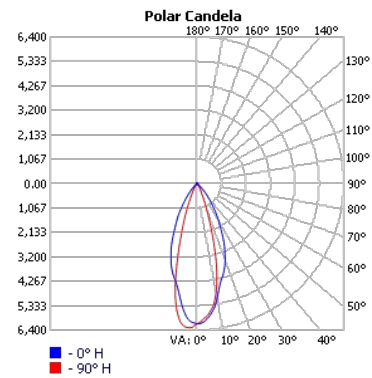
TECHOLED-BX-3S-R-D-2-ME-30



TECHOLED-BX-3S-R-D-4-ME-30



TECHOLED-BX-3S-R-D-6-ME-30



TECHOLED-BX-3S-R-D-8-ME-30


Project:	Type:
	Comments:

### Finish Details (powder coat finish)

#### ■ Standard Colors




#### ■ Custom Colors



Any RAL color available, please refer to [ralcolorchart.com](http://ralcolorchart.com)

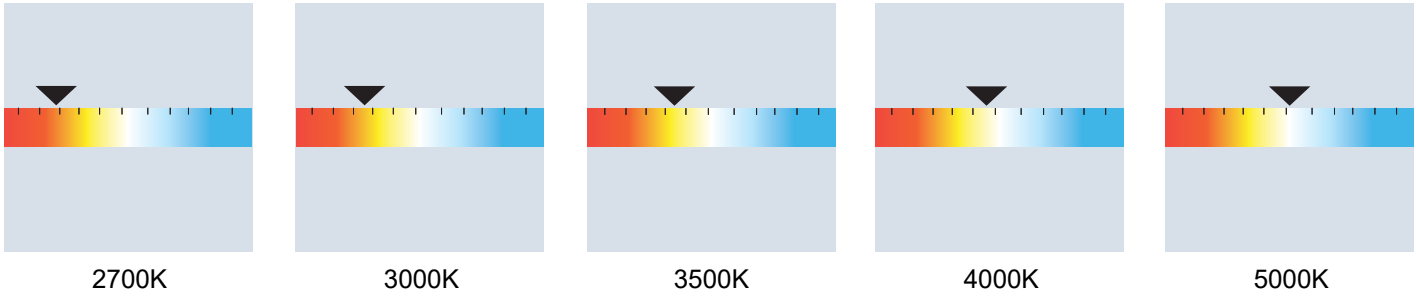
#### ■ Custom Wooden Colors



Project:	Type:
	Comments:

### Color Temperature

#### Color Temperature



#### Tunable White

