

Project:	Type:
	Comments:



Highlights

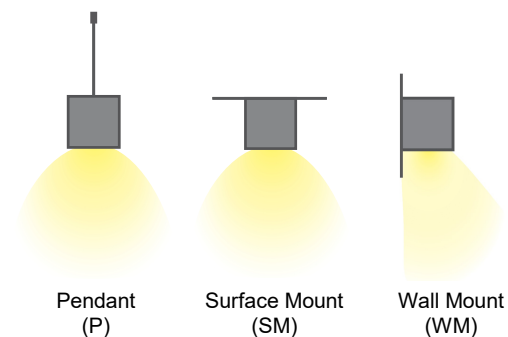
The TechoLED Cylinder Series is specification grade, cylinder luminaire. Offered in multiple sizes and pendant, surface mount and wall mounted applications, with wide ranging customization options, such as custom lumen packages and finishes. Great lighting solution for all modern interiors.

LED: Samsung LED chips, 2700-5000K and tunable white available, 90+ CRI

Optical: Direct illumination, 24°, 38° & 60° beam angle available

Construction: High grade aluminum extrusion, powder coat finish, custom finishes available, integral driver

Installation



Project:	Type:
	Comments:

Configuration Example

Model #	Size	Beam Angle	Lumen Output	Color Temp.	Voltage
TECHOLED-C2-4-24-ME-30-U-S-P-DM	4"	24°	Medium	3000K	100-277V

Ordering Guide:

Select one option from each group below. For a custom preference please contact sales@techoled.com

1-FIXTURE ID		2-DIAMETER		3-BEAM ANGLE		4-LUMEN OUTPUT	
C2	Cylinder 2	4	4"	24	24°	ME	Medium
		5	5"	38	38°		
		6	6"	60	60°		

5-COLOR TEMP.		6-VOLTAGE		7-FINISH		8-FINISH - REFLECTOR	
27	2700K	U	110-277V	S	Silver	S	Silver
30	3000K	HV	347V	W	White	W	White
35	3500K			B	Black	B	Black
40	4000K			BR	Bronze	CH	Chrome
D	Tunable White*			C	Custom (RAL#)	G	Gold
						C	Custom (RAL#)

9-MOUNTING		10-DRIVER OPTIONS		11-OPTIONS		12-OPTIONS (CONT.)	
P	Pendant	DM	0-10V Dimming	RF-D	Remote Tunable (RF only)	EM	EM Battery (remote)
SM	Surface Mount	2C	2 Channel	RF-R	Remote RGB/W (RF only)	X	None
W	Wall Mount	DM1%	1% Dimming	M	Motion Sensor (remote)		
		LT1	LDE1 Lutron 1%	BM	BubblyNet BT Mesh		
		DA	Dali	CS	Casambi		
		DMX	DMX	AWN	Lutron Athena Node		
		TR	Triac Dimming	AWNS	Lutron Athena Node sensor		
		RF	RF Wireless	NL-ES7	nLight - Wired		
		X	None	NL-AIR	nLight - AIR		
				NL-M	nLight - Module only		
				X	None		

Project:	Type:
	Comments:

Lumen Output Details

Model #	Size	Wattage	Lumen Output	Color Temp.	Efficacy
TECHOLED-C2-4-24-ME-30-U-S-P-DM	4"	20W	2056Lm	3000K	100Lm/W
TECHOLED-C2-5-24-ME-30-U-S-P-DM	5"	30W	2718Lm	3000K	90Lm/W
TECHOLED-C2-6-24-ME-30-U-S-P-DM	6"	40W	3623Lm	3000K	90Lm/W

Performance above applies to 90 CRI, 3000K. Calculate 96% for 2700K, 104% for 3500K and 109% for 4000K

Performance

Output	LPW
Medium	85

Color Temperature Details

Code	Description
D	Tunable White (2700-5000K)

Driver Option Details

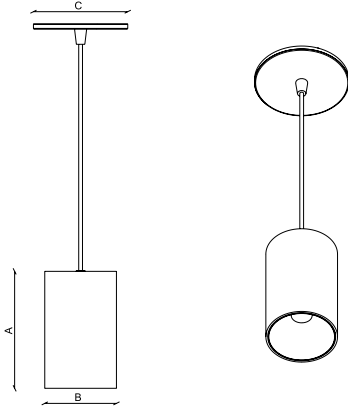
Code	Description
LT1	LDE1 -Lutron Hi-lume 1% EcoSystem, Soft-on, Fade-to Black Dimming
DA	DALI
DMX	DMX - Decoder provided by TechoLED, controller by others

Controls Details

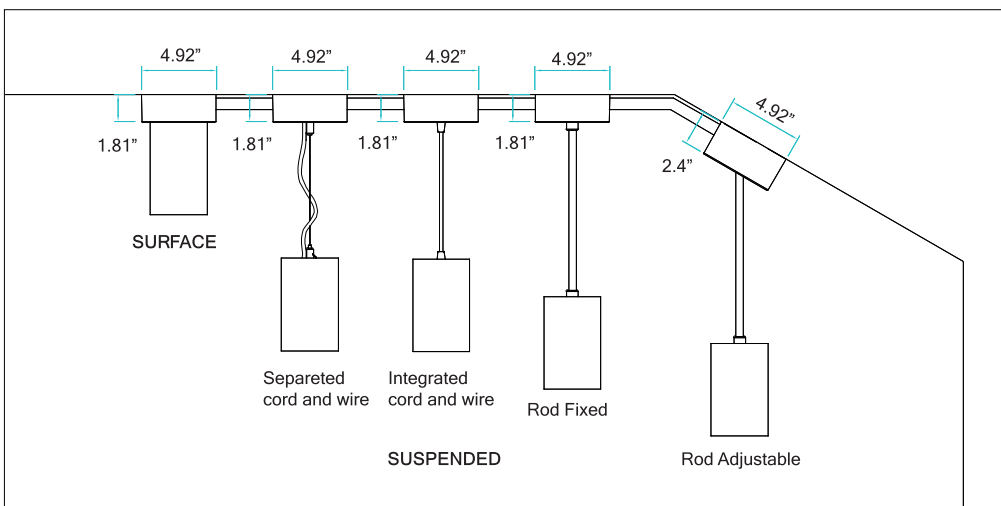
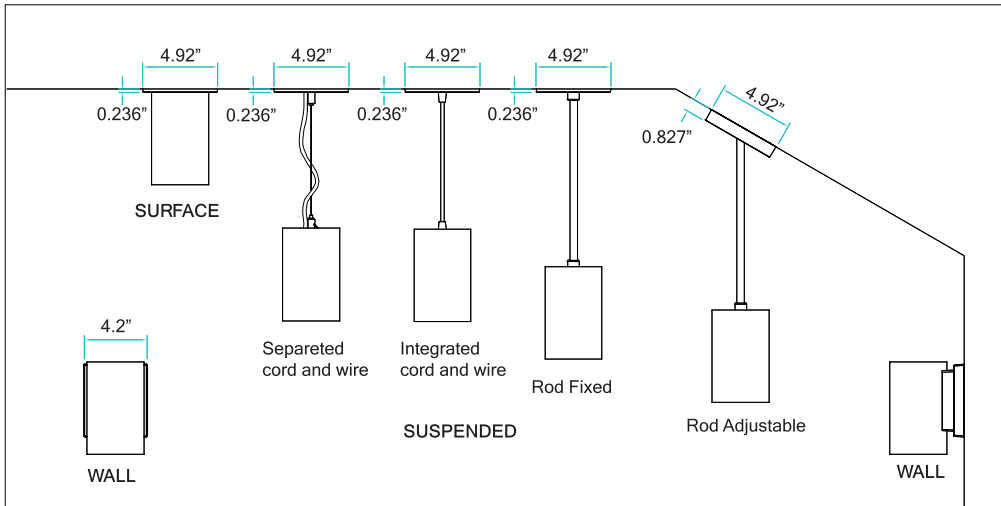
Code	Description
RF-D	RF Wireless remote controller for tunable white. Default for tunable white.
RF-R	RF Wireless remote controller for RGB & RGBW. Default for RGB & RGBW.
M	Motion Sensor - remote, for integral sensor consult factory
BM	Bluetooth Mesh Smart Wireless Control by BubblyNet
CS	Bluetooth Mesh Smart Wireless Control by Casambi
AWN-R	Lutron Athena wireless node
AWNS	Lutron Athena wireless node with sensor
NL-ES7	Acuity nLight – Wired nES7 sensor
NL-AIR	Acuity nLight – AIR wireless rES7 sensor
NL-M	Acuity nLight - ready, sensor by others

Project:	Type:
Comments:	

Dimension and Mounting



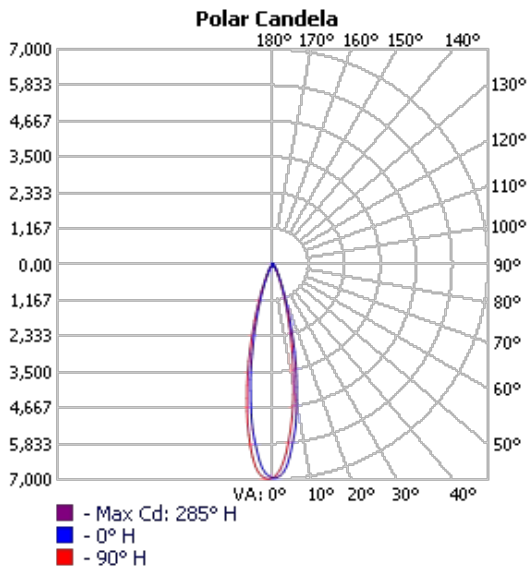
FIXTURE ID	A	B	C
TECHOLED-C2-4	6.1"	3.74"	4.92"
TECHOLED-C2-5	6.5"	4.84"	4.92"
TECHOLED-C2-6	7.09"	5.75"	4.92"



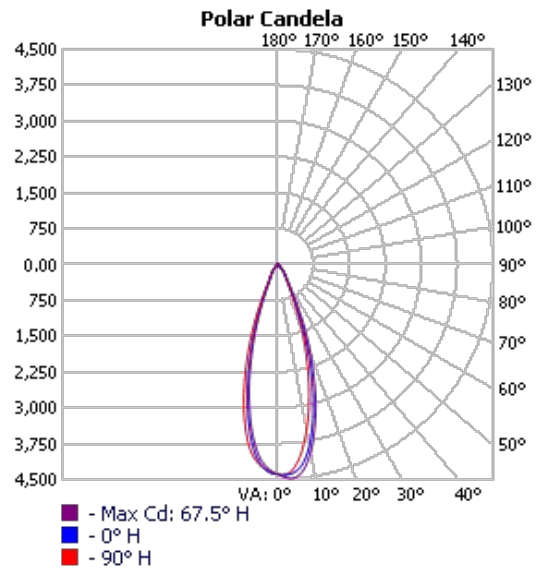
Project:	Type:
	Comments:

Photometrics

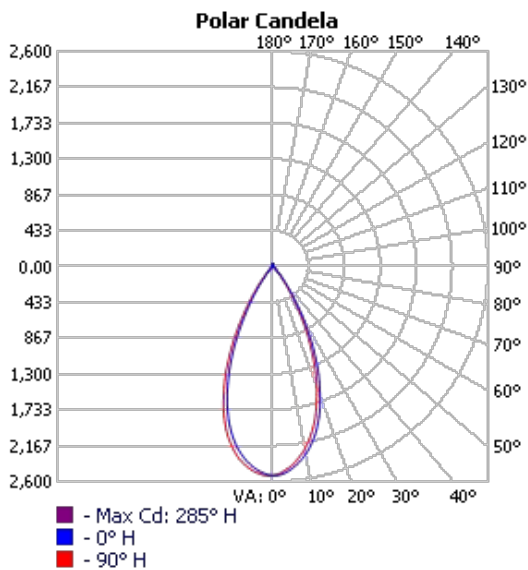
TECHOLED-C2-4-24



TECHOLED-C2-4-38



TECHOLED-C2-4-60




Project:	Type:
	Comments:

Finish Details (powder coat finish)

■ Standard Colors




■ Custom Colors



Any RAL color available, please refer to ralcolorchart.com

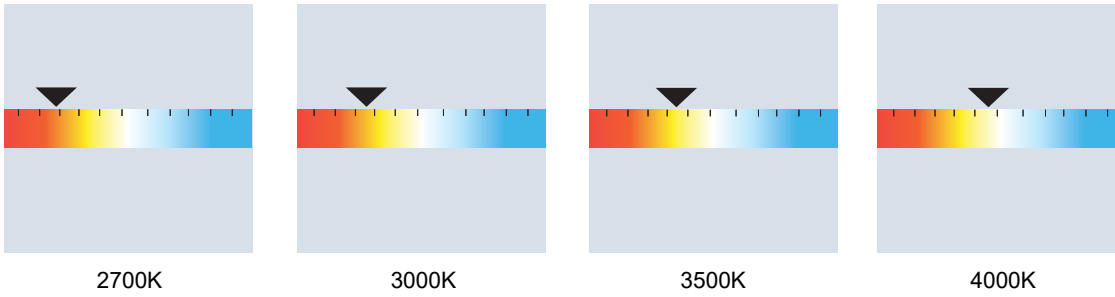
■ Custom Wooden Colors



Project:	Type:
	Comments:

Color Temperature

Color Temperature



Tunable White

