

Project:	Type:
	Comments:



Highlights

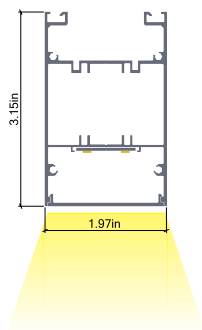
IP Series is specification grade, outdoor architectural linear fixture, with IP66 - fully exposed to elements - rating, ability to do continuous linear runs. Offered in pendant, surface or all mounted versions. Wide ranging customization options, from custom lumen packages, sizes and finishes. Great lighting solution for all modern exteriors.

LED: Samsung LED chips, 2700-5000K, tunable white and RGB/W available, 90CRI

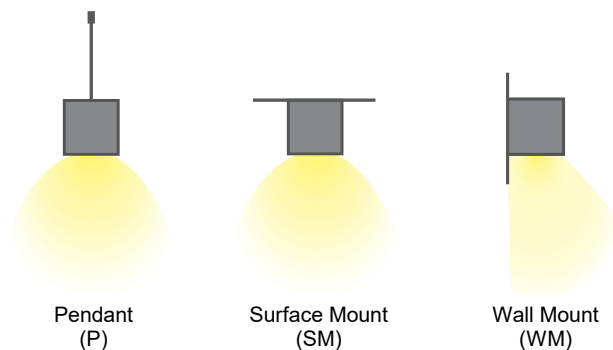
Optical: Direct and Direct/Indirect illumination, 106° beam angle

Construction: High grade aluminum extrusion, die cast end caps, PMMA diffuser, integral driver, powder coat finish, waterproof IP66, IK 10 impact rating, natatorium rating optional

Cross Section



Installation



Project:	Type:
	Comments:

Configuration Example

Model #	Distribution	Length	Lumen Output	Color Temp.	Voltage	Color
TECHOLED-IP-2-D-4-LO-27-U-W	Direct	4'	Low	2700K	100-277V	White

Ordering Guide:

Select one option from each group below. For a custom preference please contact sales@techoled.com

1-FIXTURE ID		2-DISTRIBUTION		3-LENGTH		4-LUMEN OUTPUT	
IP-2	IP-2	D	Direct	4	4'	LO	Low
		DI	Direct/Indirect	6	6'	ME	Medium
		DI2	D/I2-circuit	8	8'	HI	High
		DWW	Direct - Wall Wash				

5-COLOR TEMP.		6-VOLTAGE		7-FINISH		8-MOUNTING	
30	3000K	U	110-277V	S	Silver	P	Pendant
35	3500K	HV	347V	W	White	SM	Surface Mount
40	4000K			B	Black	W	Wall Mount
50	5000K			C	Custom (RAL#)		

9-DRIVER OPTIONS		10-OPTIONS		11-OPTIONS (CONT.)	
DM	0-10V Dimming	RF-D	Remote Tunable (RF only)	EM	EM Battery (remote)
2C	2 Channel	RF-R	Remote RGB/W (RF only)	X	None
DM1%	1% Dimming	M	Motion Sensor (remote)		
LT1	LDE1 Lutron 1%	BM	BubblyNet BT Mesh		
DA	Dali	CS	Casambi		
DMX	DMX	AWN	Lutron Athena Node		
TR	Triac Dimming	AWNS	Lutron Athena Node sensor		
RF	RF Wireless	NL-ES7	nLight - Wired		
X	None	NL-AIR	nLight - AIR		
		NL-M	nLight - Module only		
		NT	Natatorium Rating		
		X	None		

Project:	Type:
	Comments:

Lumen Output Details

Model #	Length	Output	Color Temp.	Wattage	Lumen Output
TECHOLED-IP-2-D-4-LO-30	4'	Low	3000K	15W	1440Lm
TECHOLED-IP-2-D-4-ME-30	4'	Medium	3000K	23W	2208Lm
TECHOLED-IP-2-D-4-HI-30	4'	High	3000K	31W	2976Lm
TECHOLED-IP-2-D-6-LO-30	6'	Low	3000K	23W	2208Lm
TECHOLED-IP-2-D-6-ME-30	6'	Medium	3000K	34W	3264Lm
TECHOLED-IP-2-D-6-HI-30	6'	High	3000K	45W	4320Lm
TECHOLED-IP-2-D-8-LO-30	8'	Low	3000K	31W	2976Lm
TECHOLED-IP-2-D-8-ME-30	8'	Medium	3000K	46W	4416Lm
TECHOLED-IP-2-D-8-HI-30	8'	High	3000K	61W	5856Lm

Performance above applies to 90 CRI, 3000K. Calculate 96% for 2700K, 104% for 3500K and 109% for 4000K

Performance

Output	Lumens / W	Direct	
		W / Ft	Lumens / ft
Low	96	3.75	360
Medium	96	5.75	550
High	96	7.6	730

Project:	Type:
	Comments:

Driver Option Details

Code	Description
LT1	LDE1 -Lutron Hi-lume 1% EcoSystem, Soft-on, Fade-to Black Dimming
DA	DALI
DMX	DMX - Decoder provided by TechoLED, controller by others

Controls Details

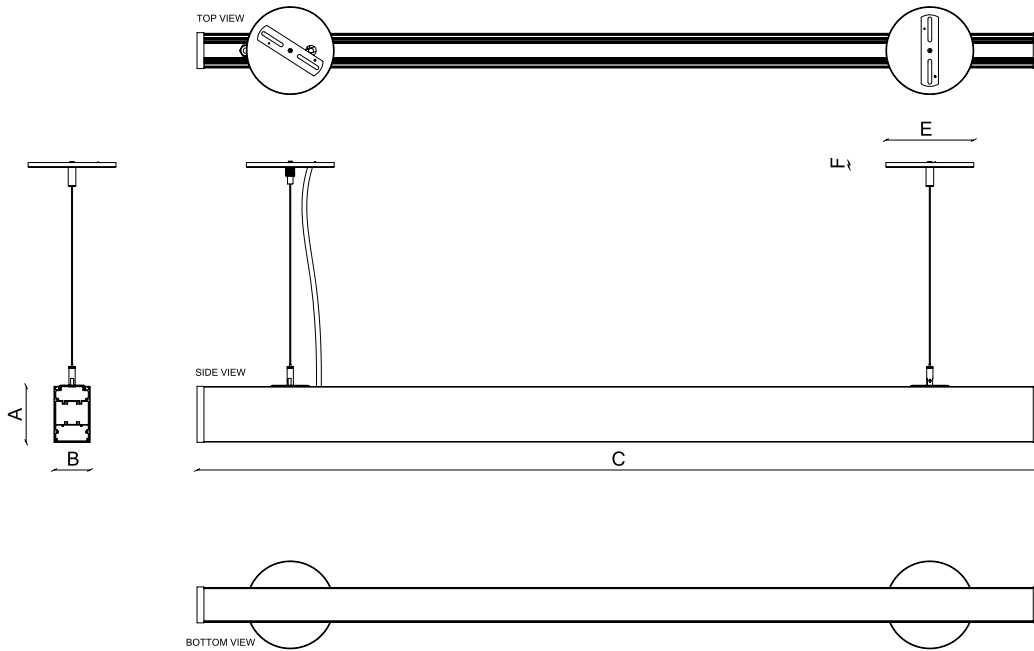
Code	Description
RF-D	RF Wireless remote controller for tunable white. Default for tunable white.
RF-R	RF Wireless remote controller for RGB & RGBW. Default for RGB & RGBW.
M	Motion Sensor - remote, for integral sensor consult factory
BM	Bluetooth Mesh Smart Wireless Control by BubblyNet
CS	Bluetooth Mesh Smart Wireless Control by Casambi
AWNRR	Lutron Athena wireless node
AWNS	Lutron Athena wireless node with sensor
NL-ES7	Acuity nLight – Wired nES7 sensor
NL-AIR	Acuity nLight – AIR wireless rES7 sensor
NL-M	Acuity nLight - ready, sensor by others

Options (cont.) Details

Code	Description
EM	Emergency Battery Backup (remote)

Project:	Type:
Comments:	

Dimension and Mounting - Direct Distribution (D)

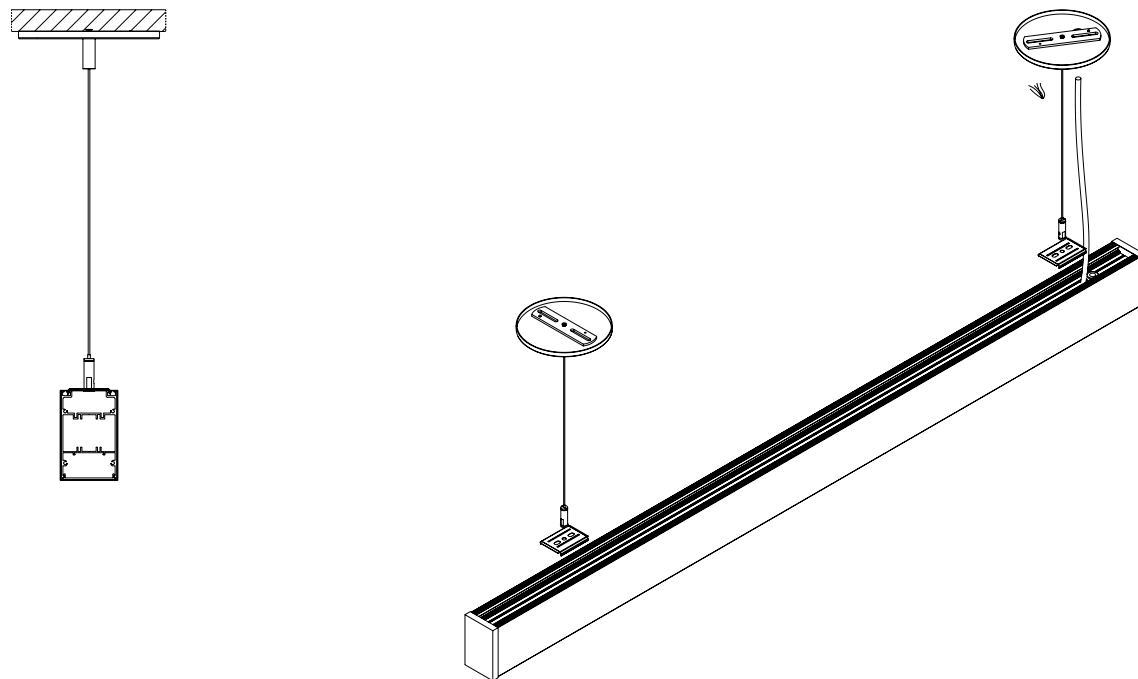


FIXTURE ID	A	B	C	E	F
IP-2-D-4	3.15"	1.97"	4'	5"	0.28"
IP-2-D-6	3.15"	1.97"	6'	5"	0.28"
IP-2-D-8	3.15"	1.97"	8'	5"	0.28"

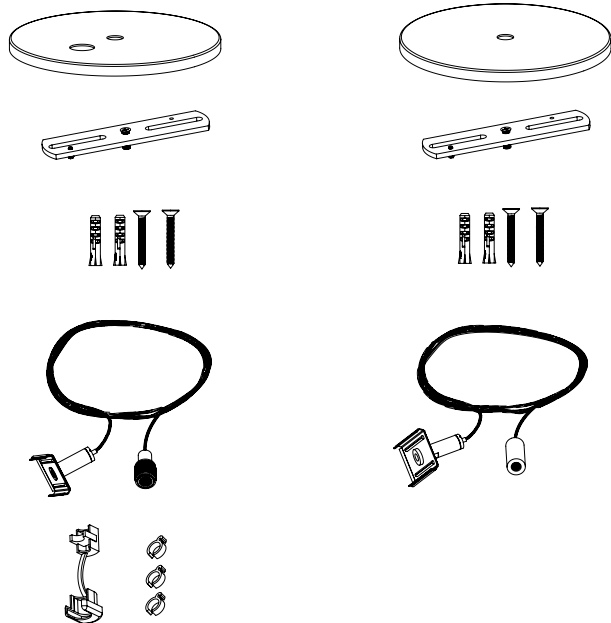


Project:	Type:
	Comments:

■ **Pendant (threaded rod/stem not included)**

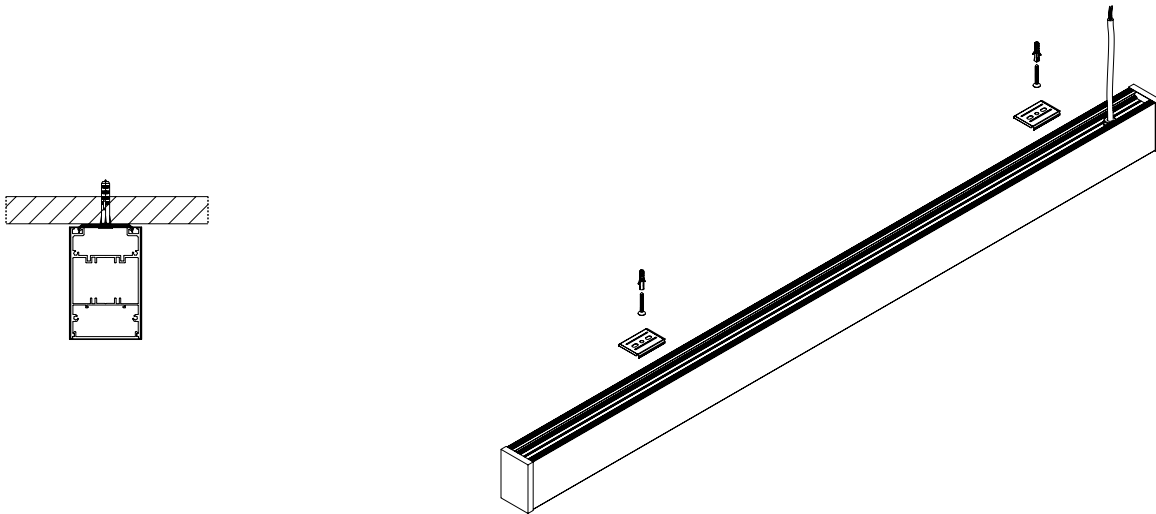


■ **Pendant Kit**

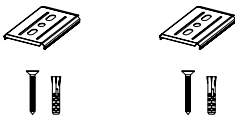


Project:	Type:
	Comments:

■ Surface Mount

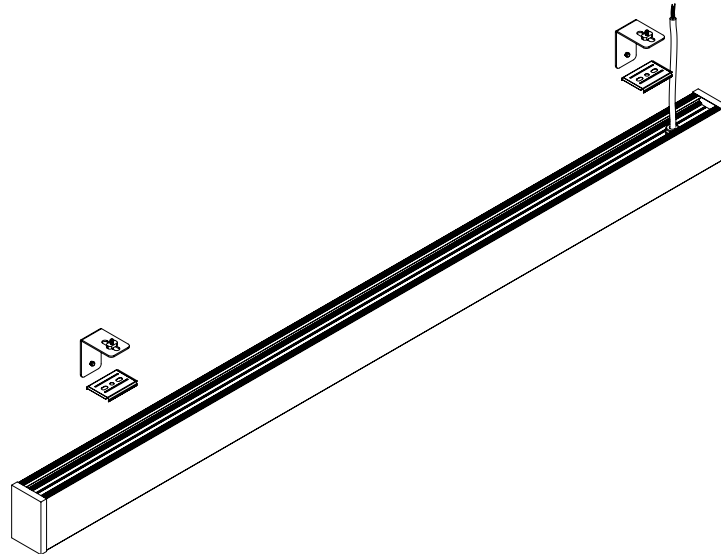
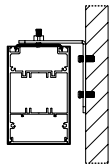


■ Surface Mount Kit

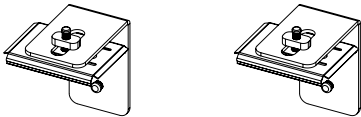


Project:	Type:
	Comments:

■ Wall Mount

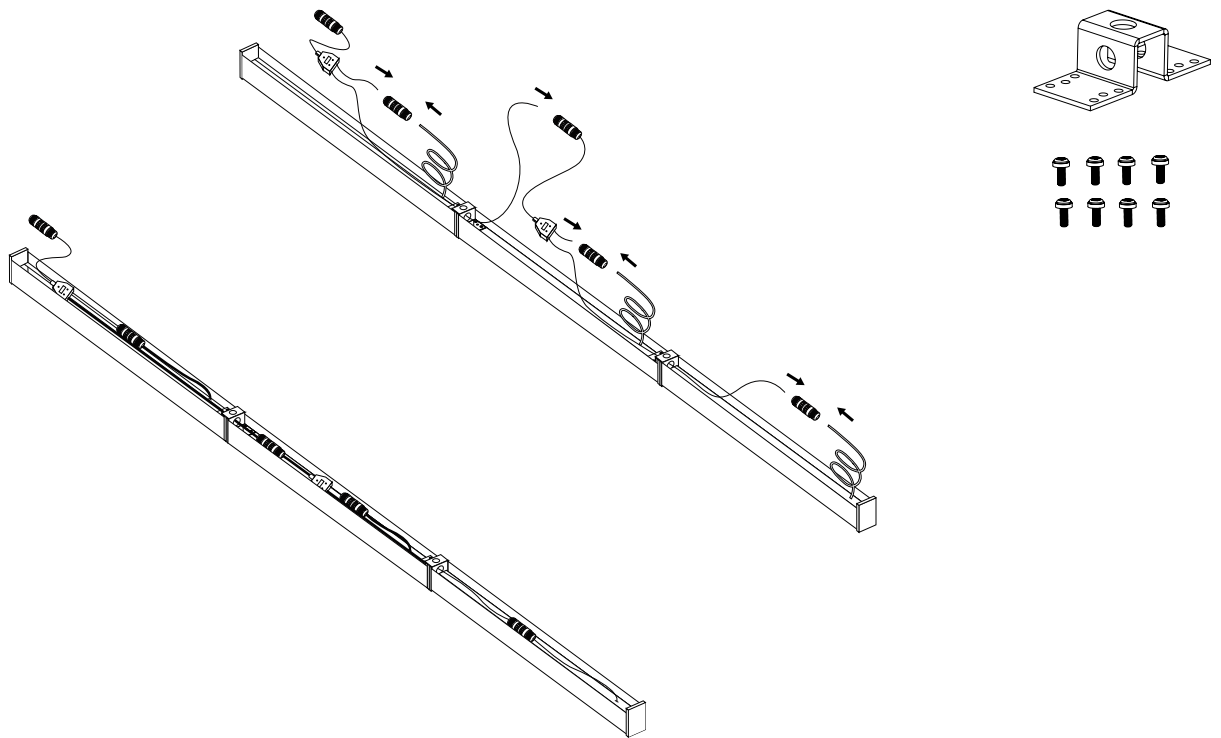



■ Wall Mount Kit



Project:	Type:
	Comments:

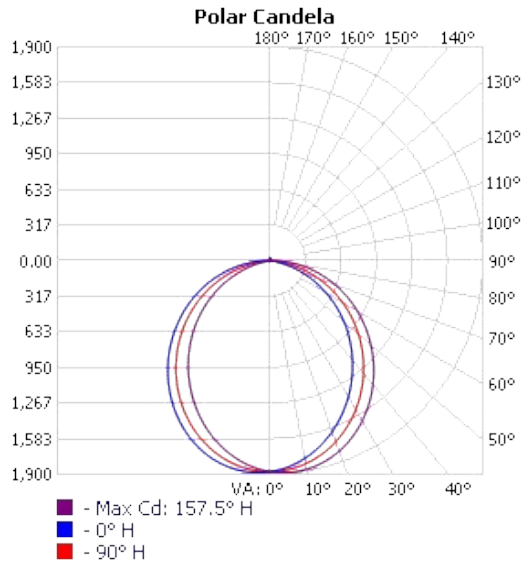
Connectors



Description
5-PIN IP65 connector
5-PIN IP65 connection cable (current ≤ 6A)
180 connectors

Project:	Type:
	Comments:


Photometrics



Project:	Type:
	Comments:

Finish Details (powder coat finish)

■ Standard Colors



W – White



S – Silver



B – Black

■ Custom Colors



RAL 1003



RAL 2004



RAL 3000



RAL 4001



RAL 5002



RAL 6000



RAL 6038



RAL 7001



RAL 1036



RAL 8029

Any RAL color available, please refer to ralcolorchart.com


■ Custom Wooden Colors



American Walnut



Cherry



Maple



Light Oak

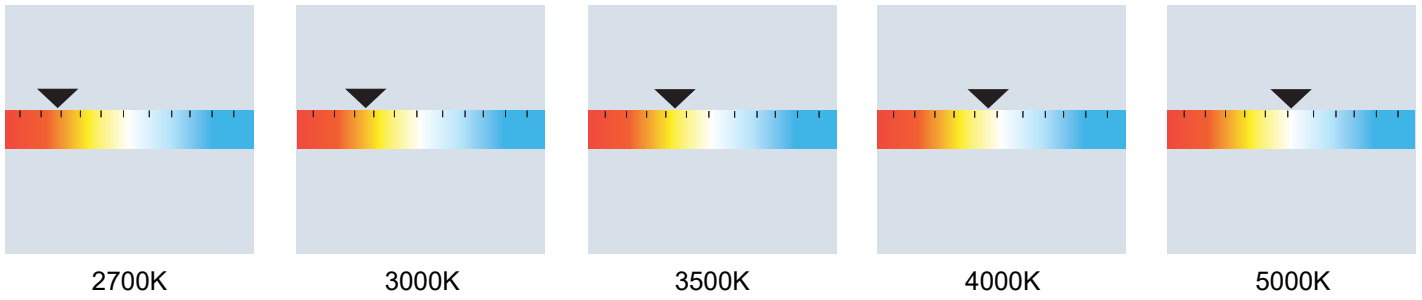


Palisander Santos

Project:	Type:
	Comments:

Color Temperature

Color Temperature



Tunable White

