

Project:	Type:
	Comments:



Highlights

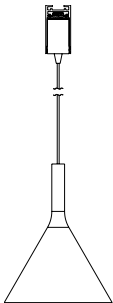
The TechoLED Magnetic Track System is a creative and flexible architectural lighting solution. The track has virtually unlimited capability to create shapes and patterns, from simple rectangles to complex curves and circles, including custom radii with both the track and the illuminated modules. Light components, ranging from solid linear, louvre, and wall washer to adjustable spotlights and pendant cylinders, snap into the track magnetically and can be repositioned by hand without tools. It is a superb and creative lighting solution for any modern interior.

LED: Osram & Cree LED Chips, 2700-5000K, dim-to-warm and tunable white available, 90+ CRI


OPTICAL: Direct illumination, 65° beam angle

CONSTRUCTION: High grade aluminum extrusion, powder coat finish, custom finishes available, 24V remote driver

Cross Section



Installation



Project:	Type:
	Comments:

Configuration Example

Model #	Lumen Output	Beam Angle	Size	Color Temp.	Finish
TECHOLED-MT-PY-10-ME-65-30-W-X	Medium	65°	Ø6.66"	3000K	White

Ordering Guide:

Select one option from each group below. For a custom preference please contact sales@techoled.com

1-FIXTURE ID	2-LUMEN OUTPUT	3-BEAM ANGLE	4-SIZE
MT-PY-10	ME Medium	65 65°	6 Ø6.66"

5-COLOR TEMP.	6-FINISH	7-CONTROLLER OPTIONS
27 2700K	B Black	X None
30 3000K	C Custom (RAL#)	DC Double Circuit
35 3500K	W White	CA Casambi
40 4000K		DA Dali
50 5000K		WL Wireless
DM Dim to Warm		
D Tunable White		

Project:	Type:
	Comments:

Lumen Output Details

Model #	Beam Angle	Output	Color Temp.	Wattage	Lumen Output
TECHOLED-MT-PY-10-ME-65-30-W-X	65°	Medium	3000K	10W	265Lm

Performance above applies to 90CRI, 3000K. Calculate 96% for 2700K, 104% for 3500K and 109% for 4000K.

Performance

Output	Lumens / W
Medium	26

Fixture ID Details

Code	Description
MT-PY-10	Pendant Module - Cone

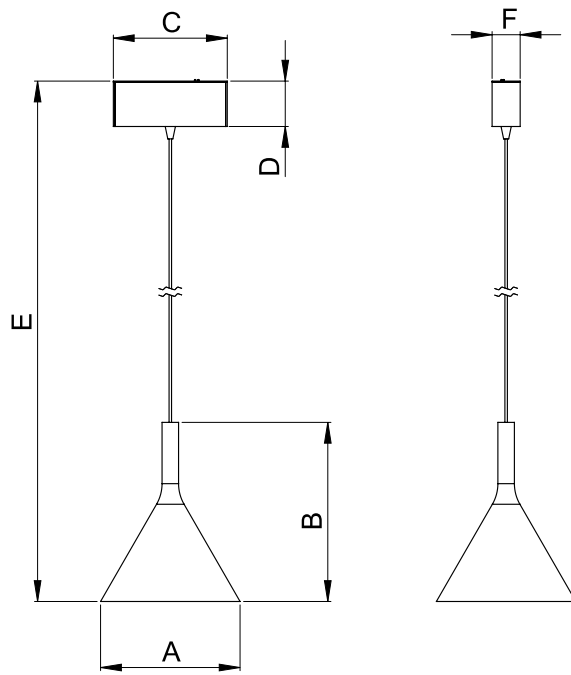
Controller Options Details

Code	Description
X	None - only works with Single Circuit track
DC	Double Circuit - only works with Double Circuit track
CA	Casambi - only works with Casambi Circuit track
DA	Dali - only works with Casambi Circuit track and Dali driver
WL	Wireless

Project:	Type:
	Comments:

Dimension and Mounting

TECHOLED-MT-PY-10

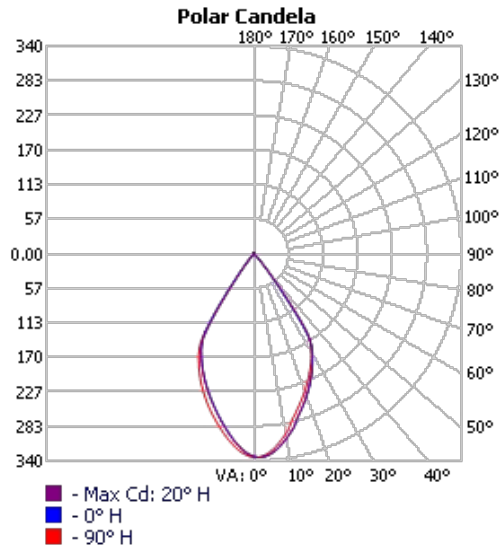


FIXTURE ID	A	B	C	D	E	F
MT-PY-10	6.65"	8.55"	5.43"	2.16"	55.3"	1.33"

Project:	Type:
	Comments:

Photometrics


TechoLED-MT-PY-10



Project:	Type:
	Comments:

Finish Details (powder coat finish)

■ Standard Colors



W – White



B – Black

■ Custom Colors



RAL 1003



RAL 2004



RAL 3000



RAL 4001



RAL 5002



RAL 6000



RAL 6038



RAL 7001



RAL 1036



RAL 8029

Any RAL color available, please refer to ralcolorchart.com


■ Custom Wooden Colors



American Walnut



Cherry



Maple



Light Oak

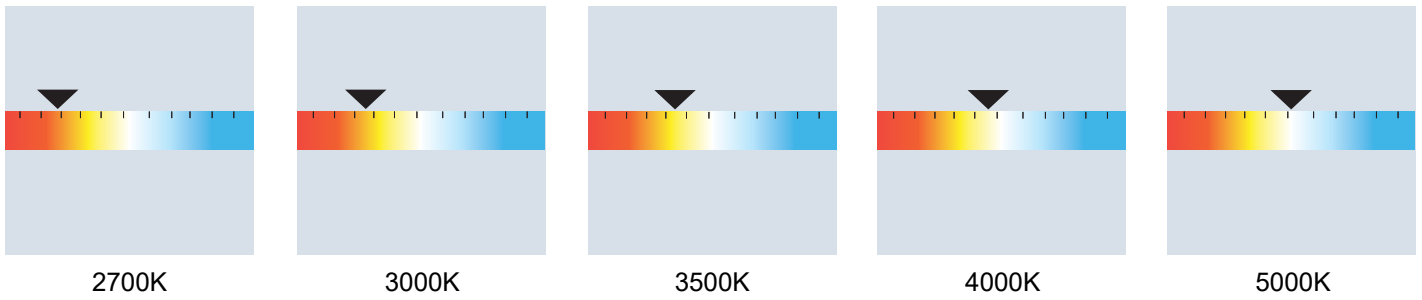


Palisander Santos

Project:	Type:
	Comments:

Color Temperature

Color Temperature



Tunable White

