


Project:	Type:
	Comments:



Highlights

The TechoLED Magnetic Track System is a creative and flexible architectural lighting solution. The track has virtually unlimited capability to create shapes and patterns, from simple rectangles to complex curves and circles, including custom radii with both the track and the illuminated modules. Light components, ranging from solid linear, louvre, and wall washer to adjustable spotlights and pendant cylinders, snap into the track magnetically and can be repositioned by hand without tools. It is a superb and creative lighting solution for any modern interior.

LED: Osram & Cree LED Chips, 2700-5000K, dim-to-warm and tunable white available, 90+ CRI


OPTICAL: Direct illumination

CONSTRUCTION: High grade aluminum extrusion, drop PC lens, powder coat finish, custom finishes available, 24V remote driver

Cross Section



Installation



Project:	Type:
	Comments:

Configuration Example

Model #	Lumen Output	Size	Color Temp.	Finish	Contr. Options
TECHOLED-MT-PA-5-ME-13-30-W-X	Medium	Ø1.37"x13.78"	3000K	White	None (single)

Ordering Guide:

Select one option from each group below. For a custom preference please contact sales@techoled.com

1-FIXTURE ID	2-LUMEN OUTPUT	3-SIZE	4-COLOR TEMPERATURE
MT-PA-5	ME Medium	13 Ø1.37"x13.78"	27 2700K
		17 Ø1.37"x17.72"	30 3000K
		35 3500K	
		40 4000K	
		50 5000K	
		D Tunable White	
	DM Dim to Warm		

5-FINISH	6-CONTROLLER OPTIONS
B Black	X None
W White	DC Double Circuit
C Custom (RAL#)	CA Casambi
	DA Dali
	WL Wireless

Project:	Type:
	Comments:

Lumen Output Details

Model #	Output	Color Temp.	Wattage	Lumen Output
TECHOLED-MT-PA-5-ME-13-30-W-X	Medium	3000K	5W	460Lm

Performance above applies to 90CRI, 3000K. Calculate 96% for 2700K, 104% for 3500K and 109% for 4000K.

Performance

Output	Lumens / W
Medium	92

Fixture ID Details

Code	Description
MT-PA-5	5W Pendant Module - Cylinder Drop Lens

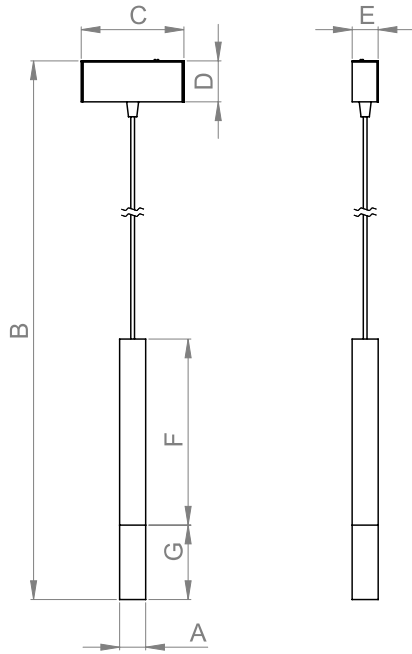
Controller Options Details

Code	Description
X	None - only works with Single Circuit track
DC	Double Circuit - only works with Double Circuit track
CA	Casambi - only works with Casambi Circuit track
DA	Dali - only works with Casambi Circuit track and Dali driver
WL	Wireless

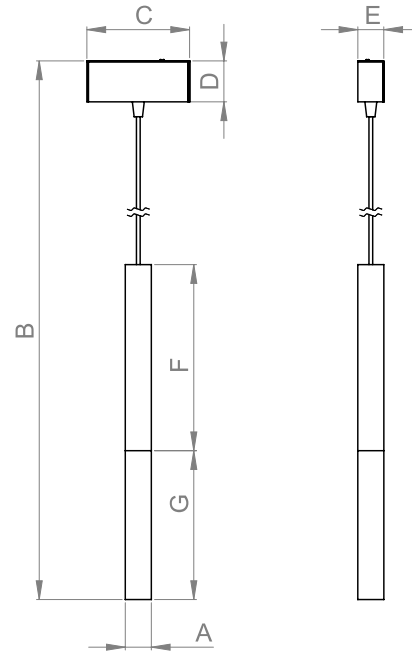
Project:	Type:
	Comments:

Dimension and Mounting

■ TECHOLED-MT-PA-5-13



■ TECHOLED-MT-PA-5-17

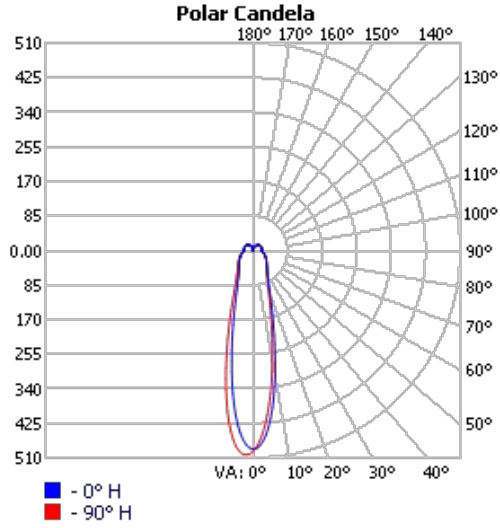


FIXTURE ID	A	B	C	D	E	F	G
MT-PA-5-ME-13	1.37"	63.2"	5.43"	2.16"	1.33"	9.84"	3.93"
MT-PA-5-ME-17	1.37"	63.2"	5.43"	2.16"	1.33"	9.84"	7.87"

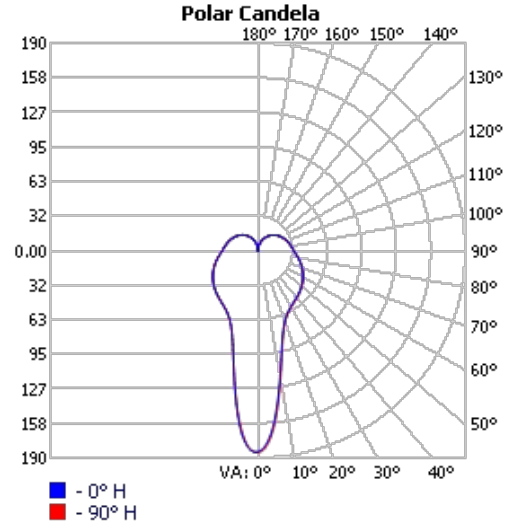
Project:	Type:
	Comments:

Photometrics

TECHOLED-MT-PA-5-13




TECHOLED-MT-PA-5-17



Project:	Type:
	Comments:

Finish Details (powder coat finish)

■ Standard Colors



W – White



B – Black

■ Custom Colors



RAL 1003



RAL 2004



RAL 3000



RAL 4001



RAL 5002



RAL 6000



RAL 6038



RAL 7001



RAL 1036




RAL 8029

Any RAL color available, please refer to ralcolorchart.com


■ Custom Wooden Colors



American Walnut



Cherry



Maple



Light Oak

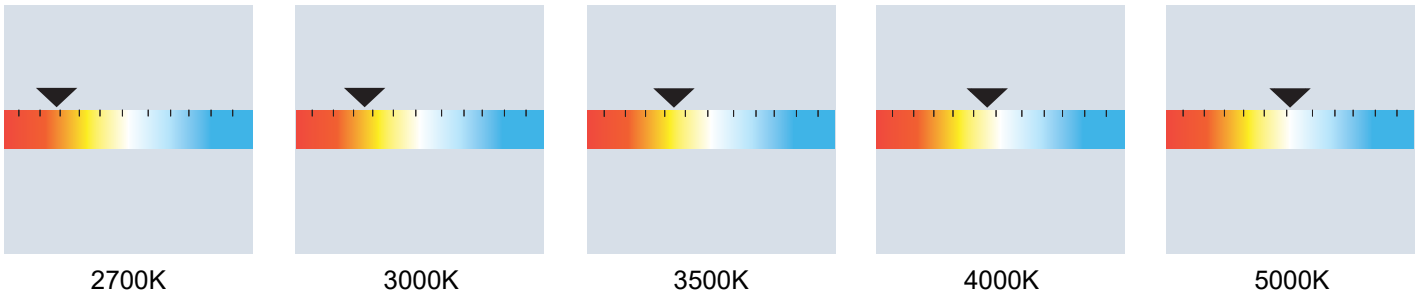


Palisander Santos

Project:	Type:
	Comments:

Color Temperature

Color Temperature



Tunable White

