


Project:	Type:
	Comments:



Highlights

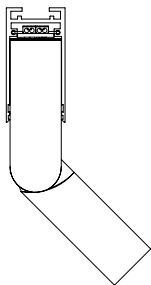
The TechoLED Magnetic Track System is a creative and flexible architectural lighting solution. The track has virtually unlimited capability to create shapes and patterns, from simple rectangles to complex curves and circles, including custom radii with both the track and the illuminated modules. Light components, ranging from solid linear, louvre, and wall washer to adjustable spotlights and pendant cylinders, snap into the track magnetically and can be repositioned by hand without tools. It is a superb and creative lighting solution for any modern interior.

LED: Osram & Cree LED Chips, 2700-5000K, dim-to-warm and tunable white available, 90+ CRI


OPTICAL: Direct illumination, 12° - 48° beam angles available

CONSTRUCTION: High grade aluminum extrusion, powder coat finish, custom finishes available, 24V remote driver, 90° adjustability

Cross Section



Installation



Project:	Type:
	Comments:

Configuration Example

Model #	Lumen Output	Beam Angle	Color Temp.	Finish	Contr. Options
TECHOLED-MT-AL-L4-ME-12-30-W-X	Medium	12°	3000K	White	None (single)

Ordering Guide:

Select one option from each group below. For a custom preference please contact sales@techoled.com

1-FIXTURE ID	2-LUMEN OUTPUT	3-BEAM ANGLE	4-COLOR TEMPERATURE
MT-AL-L4	ME Medium	12 12°	27 2700K
MT-AL-L8		34 34°	30 3000K
MT-AL-L16		48 48°	35 3500K
			40 4000K
			50 5000K
			D Tunable White
			DM Dim to Warm

5-FINISH	6-CONTROLLER OPTIONS
B Black	X None
W White	DC Double Circuit
C Custom (RAL#)	CA Casambi
	DA Dali
	WL Wireless

Project:	Type:
	Comments:

Lumen Output Details

Model #	Beam Angle	Output	Color Temp.	Wattage	Lumen Output
TECHOLED-MT-AL-L4-ME-34-30-W-X	34°	Medium	3000K	4W	240Lm
TECHOLED-MT-AL-L8-ME-34-30-W-X	34°	Medium	3000K	8W	480Lm
TECHOLED-MT-AL-L16-ME-34-30-W-X	34°	Medium	3000K	16W	960Lm

Performance above applies to 90CRI, 3000K. Calculate 96% for 2700K, 104% for 3500K and 109% for 4000K.

Performance

Output	Lumens / W
Medium	60

Fixture ID Details

Code	Description
MT-AL-L4	4W Adjustable Louvre Linear Module
MT-AL-L8	8W Adjustable Louvre Linear Module
MT-AL-L16	16W Adjustable Louvre Linear Module

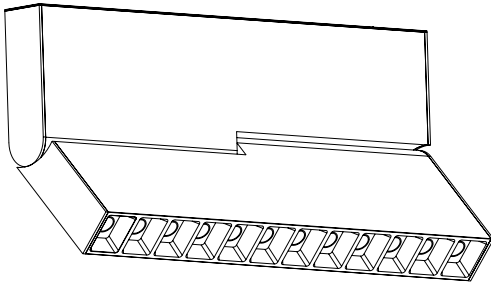
Controller Options Details

Code	Description
X	None - only works with Single Circuit track
DC	Double Circuit - only works with Double Circuit track
CA	Casambi - only works with Casambi Circuit track (not available for MT-AL-4)
DA	Dali - only works with Casambi Circuit track and Dali driver (not available for MT-AL-4)
WL	Wireless (not available for MT-AL-4)

Project:	Type:
	Comments:

Dimension and Mounting

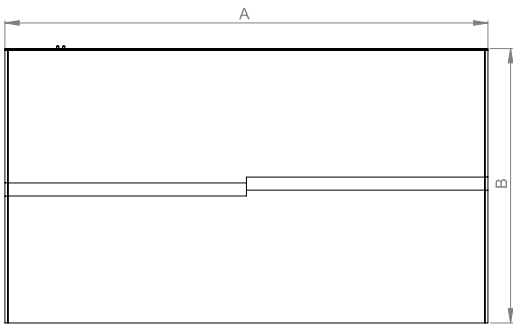
Adjustable Linear Module - Louvre



FIXTURE ID	A	B	C
MT-AL-L4	3.3"	6.96"	1.33"

FIXTURE ID	A	B	C
MT-AL-L8	6.3"	6.96"	1.33"

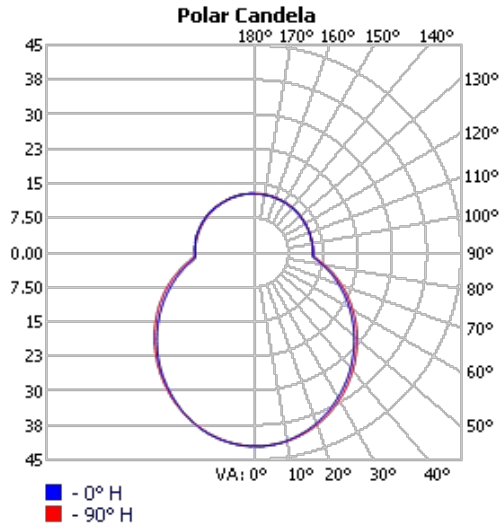
FIXTURE ID	A	B	C
MT-AL-L16	12.6"	6.96"	1.33"



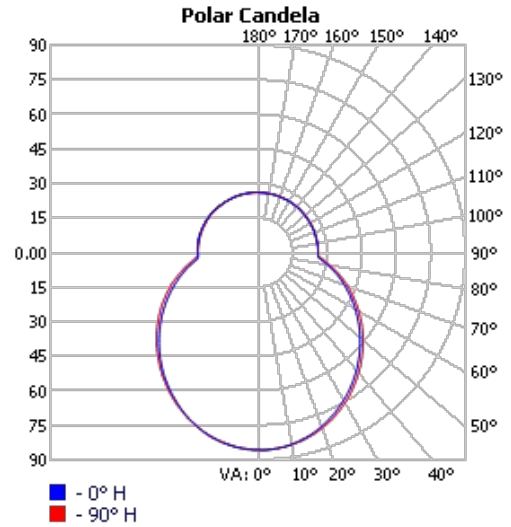
Project:	Type:
	Comments:

Photometrics

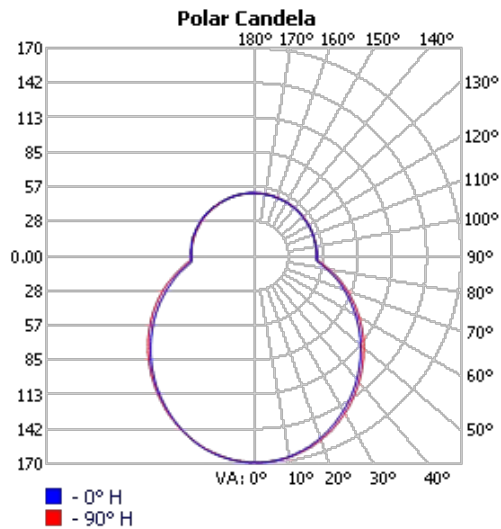
TECHOLED-MT-AL-L-4



TECHOLED-MT-AL-L-8




TECHOLED-MT-AL-L-16




Project:	Type:
	Comments:

Finish Details (powder coat finish)

■ Standard Colors



W – White



B – Black

■ Custom Colors



RAL 1003



RAL 2004



RAL 3000



RAL 4001



RAL 5002



RAL 6000



RAL 6038



RAL 7001



RAL 1036




RAL 8029

Any RAL color available, please refer to ralcolorchart.com


■ Custom Wooden Colors



American Walnut



Cherry



Maple



Light Oak

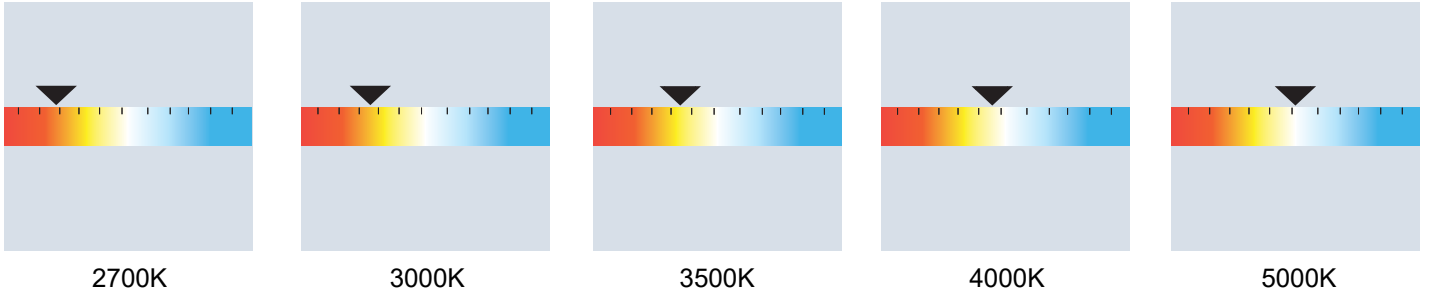


Palisander Santos

Project:	Type:
	Comments:

Color Temperature

Color Temperature



Tunable White

