

Project:	Type:
	Comments:



Highlights

Vapor-tight luminaire fixture, Delivers superior performance and energy efficiency

LED: Samsung LED chips, Out-put 110-140Lm/W, 80CRI, 3000-6000K

Construction: IP65 Wet location, IK09 Impact rating, PC housing, surface mount and pendant installation

Model #	Dimensions	Wattage	Distribution	Lumen Output
TECHOLED-VT-D-40	4'	40W	Direct	4400-5600Lm
TECHOLED-VT-D-50	4'	50W	Direct	5500-7000Lm

Project:	Type:
	Comments:

Configuration Example

Model #	Distribution	Wattage	Color Temp.	Output	Voltage	Finish
TECHOLED-VT-D-40-30-SF-U-F	Direct	40W	3000K	110Lm/W	110-277V	Frosted

Ordering Guide:

Select one option from each group below. For a custom preference please contact sales@techoled.com

1-FIXTURE ID		2-DISTRIBUTION		3-WATTAGE		4-COLOR TEMPERATURE	
VT	VT	D	Direct	40	40W	30	3000K
				50	50W	40	4000K
						50	5000K
						60	6000K

5-OUTPUT		6-VOLTAGE		7-FINISH		8-MOUNTING	
SF	110Lm/W	U	120-277V	F	Frosted	P	Pendant
HF	140Lm/W			S	Striped	SM	Surface Mount

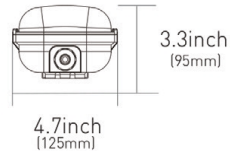
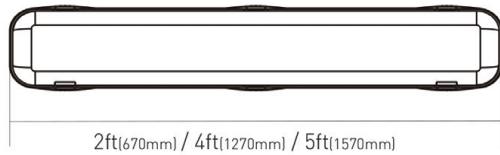
9-DRIVER OPTIONS		10-OPTIONS	
DM	0-10V Dimming	EM	EM Battery (remote)
DA	Dali	X	None
X	None		

Options Details

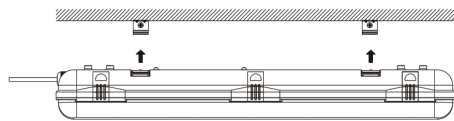
Code	Description
EM	Emergency Battery Backup (remote)

Project:	Type:
	Comments:

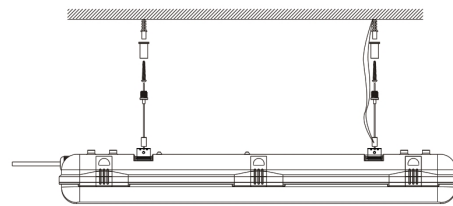
□ Dimensions and Mounting



Ceiling Mounted Installation

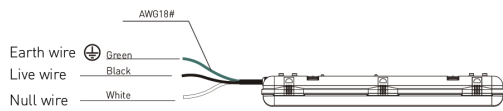


Suspending Installation

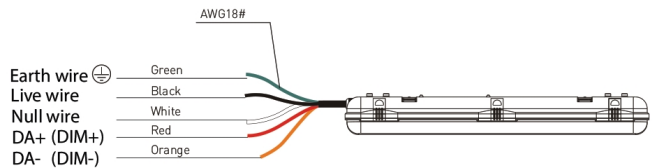


□ Connectors

Standard

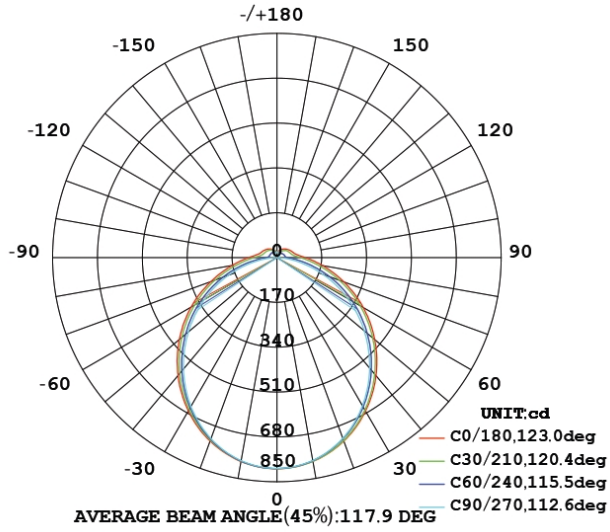


Dali & 0/1- 10V Dimmable



Project:	Type:
	Comments:

Photometrics



Project:	Type:
	Comments:

